

AUGUST 4, 2021

2021 Sheriff's Management Study

Jason Ravensborg
Attorney General

David Natvig, DCI Director
Brian Zeeb, Assistant Director
Cameron Corey, Assistant Director

ERIN BAUMGART
CRIMINAL STATISTICAL ANALYST



Survey Methodology:

From April to July 2021, the South Dakota Criminal Statistics Analysis Center (SAC) surveyed sheriff offices in the state. A survey accompanied by instructions was sent to all sheriff offices via email attachment.

This was the 19th time the SAC compiled statewide management data pertaining to South Dakota sheriff offices. The results of this survey are intended to provide sheriffs with a valid means of comparing expenditures and resources of offices across the state. In addition, the results should provide the sheriffs with a substantial basis from which to justify future management decisions.

Currently, there are 66 sheriff offices in South Dakota (this figure does not include tribal agencies). 50 offices returned surveys yielding a total response rate of 76%.

The survey instrument is self-report completed by the sheriff or office staff. All questions were designed to be objective; however, some questions may have been subject to different interpretations. Thus, this report can only reflect summary results that are as valid and accurate as the data provided by each office.

It should also be noted that salary data throughout this report are approximations. Due to the number of personnel at any given rank, and the diverse salaries relative to each officer, such approximations were necessary in order to perform overall summary calculations.

The survey only accounts for two divisions that a sheriff's office might manage, the law enforcement division, and the jail division. It should be noted that there are possibly several other divisions controlled and managed by a sheriff's office that are not taken into consideration in the 2021 Sheriff's Management Study.

The completed questionnaires were reviewed for completeness and reasonableness by the SAC. If you have any questions regarding this information, please call Erin Baumgart, (605)773-6160, or email at erin.baumgart@state.sd.us.



Table of Contents


Sheriff's Office Content	1-22
Population and Budget	1
Sworn Officers and Salaries	2
Length of Employment of Officers	3
Age and Gender of Officers	4
Highest Level of Education of Officers	5
Insurance Benefits Offered to Family and Officers	6
Officer Turnover Numbers and Reason	7
Office Issued Handguns, Rifles, and Machine Guns	8
Office Issued Rifles, Shotguns, Pepper Spray and Less Lethal	9
Expended Resources by Incident Relevance	10
Prevention Efforts by Incident Relevance	11
Number of Municipalities in the County	12
Municipalities Under 1,000 Population NOT Under Contract	13
Municipalities With Contracts	14
Calls of Service	15
Warrant Information	16
Civil Process Information	17
Executions Handled, Based on Fees Returned to County Treasurer	18
Delinquent Taxes Collected	19
Canine (K-9) Owned	20
Forensic Lab Services	21
Written Policies	22
Jail Facilities	23-30
Counties Without Jail Facilities	23
Regional, Full and Limited Jail Facilities and Budget	24
Prisoner Information	25
Fees	26
Facility Information	27
Personnel Information	28
Correctional Officers with Other Responsibilities	29
Correctional Officer Salaries	30
Correctional Officer Turnover	30
Correctional Officer Training	30



Office and Employee Information


Population and Budget			
Office	Population	Budget	% Grant
Aurora County	2,793	\$348,708	0.00%
Beadle County	18,937	\$673,000	0.00%
Bennett County	3,445	\$285,615	8.00%
Brookings County	35,398	\$1,768,228	1.00%
Brown County	39,372	\$2,054,698	0.00%
Buffalo County	2,037	\$94,300	0.00%
Butte County	10,157	\$635,081	0.00%
Charles Mix County	9,292	\$916,000	0.00%
Clark County	3,717	\$261,600	0.00%
Clay County	13,965	\$939,447	0.00%
Codington County	27,911	\$1,751,054	0.00%
Corson County	4,146	\$498,300	0.00%
Custer County	8,720	\$1,285,268	0.00%
Davison County	19,684	\$843,906	0.00%
Day County	5,440	\$532,159	3.00%
Deuel County	4,304	\$506,443	0.00%
Dewey County	5,937	\$294,501	0.00%
Edmunds County	3,824	\$516,403	0.00%
Fall River County	6,666	\$763,133	2.00%
Faulk County	2,308	\$1,205,938	1.00%
Gregory County	4,174	\$166,800	Not Reported
Hamlin County	6,090	\$572,415	0.00%
Hand County	3,217	\$377,803	0.00%
Hanson County	3,357	\$314,609	0.00%
Harding County	1,241	\$217,910	0.00%
Hutchinson County	7,332	\$356,092	0.00%
Hyde County	1,257	\$120,000	0.00%
Jerauld County	2,022	\$309,000	5.00%
Kingsbury County	4,857	\$520,921	0.00%
Lawrence County	25,751	\$3,756,511	Not Reported
Lincoln County	60,331	\$5,340,967	>2.00%
Lyman County	3,801	\$416,653	0.00%
Marshall County	5,137	\$678,513	1.00%
McCook County	5,497	\$863,000	0.00%
McPherson County	2,383	\$404,900	0.00%
Meade County	28,457	\$2,236,432	0.00%
Miner County	2,178	\$357,230	0.00%
Minnehaha County	194,514	\$7,388,036	0.00%
Oglala Lakota County	14,291	\$100,000	0.00%
Pennington County	112,286	\$11,201,789	4.04%
Perkins County	2,894	\$660,325	1.00%
Potter County	2,174	\$400,923	0.00%
Roberts County	10,403	\$577,536	2.00%
Sanborn County	2,421	\$402,000	1.00%
Spink County	6,457	\$516,240	0.00%
Sully County	1,384	\$376,921	0.00%
Tripp County	5,417	\$382,000	0.00%
Union County	15,651	\$1,604,758	0.00%
Walworth County	5,565	\$400,000	0.00%
Yankton County	22,756	\$1,433,100	0.00%
Ziebach County	2,712	\$221,200	0.00%

Population and Budget Sorted by Population			
Office	Population	Budget	% Grant
Minnehaha County	194,514	\$7,388,036	0.00%
Pennington County	112,286	\$11,201,789	4.04%
Lincoln County	60,331	\$5,340,967	>2.00%
Brown County	39,372	\$2,054,698	0.00%
Brookings County	35,398	\$1,768,228	1.00%
Meade County	28,457	\$2,236,432	0.00%
Codington County	27,911	\$1,751,054	0.00%
Lawrence County	25,751	\$3,756,511	Not Reported
Yankton County	22,756	\$1,433,100	0.00%
Davison County	19,684	\$843,906	0.00%
Beadle County	18,937	\$673,000	0.00%
Union County	15,651	\$1,604,758	0.00%
Oglala Lakota County	14,291	\$100,000	0.00%
Clay County	13,965	\$939,447	0.00%
Roberts County	10,403	\$577,536	2.00%
Butte County	10,157	\$635,081	0.00%
Charles Mix County	9,292	\$916,000	0.00%
Custer County	8,720	\$1,285,268	0.00%
Hutchinson County	7,332	\$356,092	0.00%
Fall River County	6,666	\$763,133	2.00%
Spink County	6,457	\$516,240	0.00%
Hamlin County	6,090	\$572,415	0.00%
Dewey County	5,937	\$294,501	0.00%
Walworth County	5,565	\$400,000	0.00%
McCook County	5,497	\$863,000	0.00%
Day County	5,440	\$532,159	3.00%
Tripp County	5,417	\$382,000	0.00%
Marshall County	5,137	\$678,513	1.00%
Kingsbury County	4,857	\$520,921	0.00%
Deuel County	4,304	\$506,443	0.00%
Gregory County	4,174	\$166,800	Not Reported
Corson County	4,146	\$498,300	0.00%
Edmunds County	3,824	\$516,403	0.00%
Lyman County	3,801	\$416,653	0.00%
Clark County	3,717	\$261,600	0.00%
Bennett County	3,445	\$285,615	8.00%
Hanson County	3,357	\$314,609	0.00%
Hand County	3,217	\$377,803	0.00%
Perkins County	2,894	\$660,325	1.00%
Aurora County	2,793	\$348,708	0.00%
Ziebach County	2,712	\$221,200	0.00%
Sanborn County	2,421	\$402,000	1.00%
McPherson County	2,383	\$404,900	0.00%
Faulk County	2,308	\$1,205,938	1.00%
Miner County	2,178	\$357,230	0.00%
Potter County	2,174	\$400,923	0.00%
Buffalo County	2,037	\$94,300	0.00%
Jerauld County	2,022	\$309,000	5.00%
Sully County	1,384	\$376,921	0.00%
Hyde County	1,257	\$120,000	0.00%
Harding County	1,241	\$217,910	0.00%



Office and Employee Information

Office	Length of Employment of Each Officer								Total
	< 1 Yr	1-5 Yrs	6-10 Yrs	11-15 Yrs	16-20 Yrs	21-25 Yrs	26-30 Yrs	31+ Yrs	
Aurora County		1	1					1	3
Beadle County		1		2		2			5
Bennett County			2		1				3
Brookings County	2	5	4			2			13
Brown County	2	8	5	2	2			1	20
Buffalo County								1	1
Butte County		2	1		1			1	5
Charles Mix County	1	5	4					1	11
Clark County		1	1					1	3
Clay County	1	3		1		2	1		8
Codington County	1	5	3		2				11
Corson County	2	1	2						5
Custer County	1	8	2	1				1	13
Davison County		1	2	2		2		1	8
Day County	1	2	1						4
Deuel County		3	1	1					5
Dewey County		2	1	1					4
Edmunds County		1	2	1					4
Fall River County		4	2	1					7
Faulk County		2			2				4
Gregory County		3	1	2					6
Hamlin County		3	1		1	1			6
Hand County	1	4	1						6
Hanson County	1	2	1						4
Harding County		2			1				3
Hutchinson County		1	2		1				4
Hyde County	1	1				1			3
Jerauld County		2	1		2				5
Kingsbury County		1		2	1	1			5
Lawrence County	2	9	9			1	2		23
Lincoln County	6	10	9			3			28
Lyman County		2			2				4
Marshall County	4	4							8
McCook County		4	3					1	8
McPherson County	2	1				1			4
Meade County	3	5	2	2	2		2		16
Miner County	1	1		2					4
Minnehaha County	5	22	14	10	12	2	1		66
Oglala Lakota County					1				1
Pennington County	8	35	27	14	10	9	1		104
Perkins County	1	1	3				1	1	7
Potter County	1	1		1					3
Roberts County	4	3		1	1				9
Sanborn County		1	2				1		4
Spink County		5	1			2			8
Sully County		1					2		3
Tripp County		1	1	1		2	1		6
Union County	1	3	3		1			1	9
Walworth County		1	1	1					3
Yankton County		4	4	1	1	2			12
Ziebach County			1	1		1			3
Total	52	186	120	49	44	34	12	11	512



Office and Employee Information

Office	Age Range and Gender of Each Officer																										
	Male													Female											Total		
	Under 21	21-24	25-29	30-34	35-39	40-44	45-49	50-54	55-59	60-64	65-69	70+	Total	Under 21	21-24	25-29	30-34	35-39	40-44	45-49	50-54	55-59	60-64	65-69		70+	Total
Aurora County				1	1				1			3												0	3		
Beadle County			1	2					1			5													0	5	
Bennett County				1					1			3													0	3	
Brookings County		1	3	4	2						3	13													0	13	
Brown County			1	3	4	2	3	2	1		1	17		1		1				1					3	20	
Buffalo County											1	1													0	1	
Butte County		1		1	1	1		1				5													0	5	
Charles Mix County		1	1	2		1	2		1	1		10											1		1	11	
Clark County			1		1						1	3													0	3	
Clay County			3		1	1	1		1			7			1										1	8	
Codington County																										0	
Corson County		1			4							5													0	5	
Custer County		1	2	2	1	2	1	2	1		1	13													0	13	
Davison County			1		1	1	2				2	8													0	8	
Day County		2				1						3													1	4	
Deuel County		1		2	1		1					5													0	5	
Dewey County					2			1				3													1	4	
Edmunds County				3			1					4													0	4	
Fall River County			1	1				3			1	6				1									1	7	
Faulk County		2				1					1	4													0	4	
Gregory County				1	2			2				5				1									1	6	
Hamlin County		1	2		1	1		1				6													0	6	
Hand County		1			1	2					1	5					1								1	6	
Hanson County		1	1	1				1				4													0	4	
Harding County							1		1			2											1		1	3	
Hutchinson County						1		1			1	4													0	4	
Hyde County		2									1	3													0	3	
Jerauld County				1	1		1				1	4											1		1	5	
Kingsbury County		1			1	1	1				1	5													0	5	
Lawrence County		2	4	1	3	3	2	2	4			21				1	1								2	23	
Lincoln County			5	6	2	5	4	1			2	25					1								3	28	
Lyman County			2				1	1				4													0	4	
Marshall County		1	1		2	1	1	2				8													0	8	
McCook County				1	1			1				4				4									4	8	
McPherson County			1		1			1				3				1									1	4	
Meade County		2	1	2		1	3	4			1	14				1		1							2	16	
Miner County																										0	
Minnehaha County		3	8	13	12	10	10	4	1	3	1	65				1									1	66	
Oglala Lakota County											1	1													0	1	
Pennington County		5	16	14	13	16	17	10			2	93		1	4	3	1			1	1				11	104	
Perkins County			1			10	2	1	1		1	16													0	16	
Potter County		1			1	1						3													0	3	
Roberts County		5	1		1							7											1		1	8	
Sanborn County				1			1	1				4													0	4	
Spink County		3					1		1			5			2							1			3	8	
Sully County					1			1		1		3													0	3	
Tripp County			2			1			2			5						1							1	6	
Union County				2		1	2				2	7				1							1		2	9	
Walworth County			2				2	1				5													0	5	
Yankton County				1	2	2		3	3	1		12													0	12	
Ziebach County								2	1			3													0	3	
Total	0	36	60	64	64	65	59	45	23	23	7	4	450	0	2	17	9	3	3	2	3	2	1	1	0	43	493




Office and Employee Information

Highest Level of Education of Each Officer									
Office	High School Diploma	GED	Associate's Degree	Bachelor's Degree	Graduate/ Master's Degree	PHD	Other	Total	
Aurora County	2		1					3	
Beadle County	2		1	2				5	
Bennett County	2		1					3	
Brookings County	3		7	3				13	
Brown County	9	1	5	5				20	
Buffalo County	1							1	
Butte County	3		2					5	
Charles Mix County	9		2					11	
Clark County	2		1					3	
Clay County			3	4			1 Some College	8	
Codington County	Not Reported								0
Corson County	3		2					5	
Custer County	2		2	6			3 Military	13	
Davison County	2		4	1		1		8	
Day County	1	1	2					4	
Deuel County	4		1					5	
Dewey County	4							4	
Edmunds County	2		1	1				4	
Fall River County	5		2					7	
Faulk County	3		1					4	
Gregory County	4		2					6	
Hamlin County			2	1	1			4	
Hand County	2			3	1			6	
Hanson County	1	1	1	1				4	
Harding County	3							3	
Hutchinson County	4							4	
Hyde County	2	1						3	
Jerauld County				2			3 Some College	5	
Kingsbury County	3		2					5	
Lawrence County	Not Tracked								0
Lincoln County	7		8	12				27	
Lyman County	3			1				4	
Marshall County	3		4					7	
McCook County	4		3		1			8	
McPherson County	1		2	1				4	
Meade County	Not Reported								0
Miner County		1		2			1 Paramedic School	4	
Minnehaha County	15	1	19	27	4			66	
Oglala Lakota County		1						1	
Pennington County	39	3	28	31	3			104	
Perkins County	4		1	2				7	
Potter County	1		1	1				3	
Roberts County	1		6	1				8	
Sanborn County	4							4	
Spink County	5		2	1				8	
Sully County	2		1					3	
Tripp County	6							6	
Union County	1		4	3			1 Police Science	9	
Walworth County	4		1					5	
Yankton County	4		2	6				12	
Ziebach County	2		1					3	
Total	184	10	128	117	10	1	9	459	



Office and Employee Information


Office	Insurance Benefits												
	Officer							Family					
	Life	Health	Dental	Disability	Drug	Vision	Liability	Life	Health	Dental	Disability	Drugs	Vision
Aurora County	P	F	N	F	P	N	F	N	P	N	N	N	N
Beadle County	F	F	P	N	F	P	N	N	P	P	N	P	P
Bennett County	F	F	P	P	F	P	F	N	N	N	N	N	N
Brookings County	F	F	P	F	P	P	F	N	P	P	N	P	P
Brown County	F	F	F	P	F	P	N	P	P	P	P	P	N
Buffalo County	Not Reported							Not Reported					
Butte County	Not Reported							Not Reported					
Charles Mix County	F	F	N	P	F	P	F	N	N	N	N	N	N
Clark County	F	F	F	F	F	F	F	F	P	P	N	P	P
Clay County	F	F	P	F	F	P	F	P	P	P	P	P	P
Codington County	F	F	F	N	N	P	F	N	P	P	N	N	P
Corson County	P	F	F	N	N	F	N	N	P	F	N	N	N
Custer County	F	F	P	F	F	F	F	P	P	P	P	P	P
Davison County	P	P	P	F	P	P	N	P	P	P	N	P	P
Day County	F	F	N	N	N	N	N	N	N	N	N	N	N
Deuel County	F	F	N	N	P	N	F	N	P	N	N	N	N
Dewey County	N	N	N	N	N	N	N	N	N	N	N	N	N
Edmunds County	P	F	P	P	F	P	N	P	P	P	P	P	P
Fall River County	N	F	F	N	F	P	P	N	P	P	N	P	P
Faulk County	N	F	P	N	N	P	F	N	P	P	P	N	P
Gregory County	F	F	F	N	N	F	N	N	N	N	N	N	N
Hamlin County	N	P	N	N	N	N	N	N	P	N	N	N	N
Hand County	N	F	P	N	P	P	P	N	N	N	N	N	N
Hanson County	F	F	N	N	P	N	F	N	P	N	N	P	N
Harding County	N	P	N	F	N	N	F	N	P	N	F	N	N
Hutchinson County	Not Reported							Not Reported					
Hyde County	Not Reported							Not Reported					
Jerauld County	F	N	N	N	P	N	F	N	P	N	N	N	N
Kingsbury County	P	F	P	P	P	P	N	P	P	P	P	P	P
Lawrence County	P	P	F	P	P	P	N	P	P	P	P	P	P
Lincoln County	F	F	F	P	F	F	N	P	F	F	P	F	F
Lyman County	F	F	N	F	F	N	F	N	N	N	N	N	N
Marshall County	N	F	P	N	N	P	N	N	P	P	N	N	P
McCook County	F	F	N	N	F	F	F	N	P	N	N	P	P
McPherson County	F	F	P	P	F	P	F	N	P	P	N	P	P
Meade County	F	P	F	N	P	P	N	N	P	N	N	P	P
Miner County	N	F	F	N	F	F	N	N	P	P	N	P	P
Minnehaha County	F	P	P	N	P	P	N	P	P	P	N	P	P
Oglala Lakota County	Not Reported							Not Reported					
Pennington County	F	P	P	N	P	P	F	P	P	P	N	P	P
Perkins County	P	P	F	N	P	N	F	P	P	N	N	P	N
Potter County	F	F	P	P	F	P	F	N	N	N	N	N	N
Roberts County	Not Reported							Not Reported					
Sanborn County	F	N	N	N	F	F	F	N	P	N	N	P	F
Spink County	F	F	P	P	F	P	F	N	P	P	P	P	P
Sully County	Not Reported							Not Reported					
Tripp County	F	N	N	N	P	N	N	N	N	N	N	N	N
Union County	Not Reported							Not Reported					
Walworth County	Not Reported							Not Reported					
Yankton County	N	P	N	N	F	N	F	N	N	N	N	N	N
Ziebach County	N	F	P	N	N	P	N	N	N	N	N	N	N



Office and Employee Information

Officer Turnover for 2018 Calendar Year										
Office	Sworn Personnel					Non-Sworn Personnel				
	Resigned	Retired	Dismissed	Death	Main Reason for resignation or dismissal?	Resigned	Retired	Dismissed	Death	Main Reason for resignation or dismissal?
Aurora County	0	0	0	0		0	0	0	0	
Beadle County	0	0	0	0		3	0	0	0	Not Answered
Bennett County	0	0	0	0		1	0	0	0	Hired by Another Agency
Brookings County	1	0	0	0	Hired by Another Agency	0	0	0	0	
Brown County	1	0	0	0	Hired by Another Agency; Left LE Career	0	0	0	0	
Buffalo County	0	0	0	0		0	0	0	0	
Butte County	3	0	0	0	Moved to a different job	1	0	0	0	
Charles Mix County	1	0	0	0	Hired by Another Agency	1	0	0	0	
Clark County	0	0	0	0		0	0	0	0	
Clay County	0	0	0	0		0	0	0	0	
Codington County	1	0	0	0	Left Law Enforcement Career	0	1	1	0	Disciplinary Action
Corson County	1	1	0	0	Burn Out/Wellness	0	0	0	0	
Custer County	1	0	0	0	Hired by Another Agency	0	0	0	0	
Davison County	0	0	0	0		0	0	0	0	
Day County	1	0	0	0	Pay	3	0	0	0	Hired by Another Agency; Unknown
Deuel County	0	0	0	0		0	0	0	0	
Dewey County	0	1	0	0		0	0	0	0	
Edmunds County	0	0	0	0		2	0	0	0	Change in Careers
Fall River County	1	0	0	0	Unknown	0	0	0	0	
Faulk County	0	0	0	0		3	0	0	0	Pay; Burn Out/Wellness
Gregory County	0	0	0	0		0	0	0	0	
Hamlin County	0	0	0	0		0	0	0	0	
Hand County	2	0	2	0	Hired by Another Agency; Left LE Career	0	0	0	0	
Hanson County	1	0	0	0	Pay	0	0	0	0	
Harding County	0	0	0	0		0	0	0	0	
Hutchinson County	0	0	0	0		0	0	0	0	
Hyde County	1	0	0	0	Hired by Another Agency	0	0	0	0	
Jerauld County	0	0	0	0		0	0	0	1	
Kingsbury County	0	0	0	0		0	0	0	0	
Lawrence County	1	0	0	0	Unknown	0	2	0	0	
Lincoln County	3	2	0	0	Hired by Another Agency	0	0	0	0	
Lyman County	0	0	0	0		0	0	0	0	
Marshall County	2	0	0	1	Left Law Enforcement Career;	0	0	0	0	
McCook County	0	0	0	0		0	0	0	0	
McPherson County	1	0	1	0	Pay; Disciplinary Action; Policy Violation; Hired by Another Agency	0	0	0	0	
Meade County	1	1	0	0	Hired by Another Agency	Not Reported				
Miner County	1	0	0	0	Left Law Enforcement Career	0	0	0	0	
Minnehaha County	3	3	0	0	Left Law Enforcement Career	2	0	0	0	Other Career Path
Oglala Lakota County	0	1	0	0		0	0	0	0	
Pennington County	9	4	0	0	Hired by Another Agency	17	0	1	0	Hired by Another Agency; Relocation
Perkins County	0	0	0	0		0	0	0	0	
Potter County	1	0	0	0	State would not certify	0	0	0	0	
Roberts County	1	0	0	0	Hired by Another Agency	0	0	0	0	
Sanborn County	0	0	0	0		0	0	0	0	
Spink County	2	0	0	0	Left Law Enforcement Career	2	0	0	0	Unknown
Sully County	0	0	0	0		0	0	0	0	
Tripp County	0	0	0	0		0	0	0	0	
Union County	0	0	0	0		1	0	1	0	Police Violation
Walworth County	1	0	1	0	Disciplinary Action	0	0	0	0	
Yankton County	0	1	0	0		0	0	0	0	
Ziebach County	3	0	0	0	Not Reported	0	0	0	0	

Office On Duty Weapons



Agency Issued Handguns, Rifles and Machine Guns by Caliber													
Office	Hand Guns						Rifles and Machine Guns						
	9 mm	.40	.357	.45 ACP	.45	Other	.22	.223	.308	.45 ACP	.45	Other	
Aurora County		2						4					
Beadle County	5							5					
Bennett County		1						3					
Brookings County	17							12	1				
Brown County	20							17					
Buffalo County													
Butte County				6				5					
Charles Mix County		8						8					
Clark County								4	2				
Clay County	6	5						8					
Codington County		20						14	1				
Corson County	5							5					
Custer County		14					1	16					
Davison County	10							7					
Day County	2	2						5					
Deuel County		4	1					5					
Dewey County								3					
Edmunds County		4						4					
Fall River County								7					
Faulk County	3							2					
Gregory County	3			1				4	1				
Hamlin County	6							3					
Hand County		3					3	3	3				
Hanson County	3							3					
Harding County													
Hutchinson County	1							3					
Hyde County		1											
Jerauld County					4			4					
Kingsbury County								5				5	12GA
Lawrence County	31				1	1	0.38					21	AR-15
Lincoln County	9	24						27					
Lyman County		4						4	3				
Marshall County		2						7					
McCook County	8							8	2				
McPherson County		4						3	1				
Meade County	16							16					
Miner County	4							3					
Minnehaha County	70							40					
Oglala Lakota County		1						1					
Pennington County	163							104	4				
Perkins County		8						7					
Potter County		3							2				
Roberts County	6							4					
Sanborn County								3					
Spink County		9						9					
Sully County													
Tripp County					1			4					
Union County	1	10						9					
Walworth County		5						5	1				
Yankton County	15	2						5	4				
Ziebach County		5	1					2					



Office On Duty Weapons

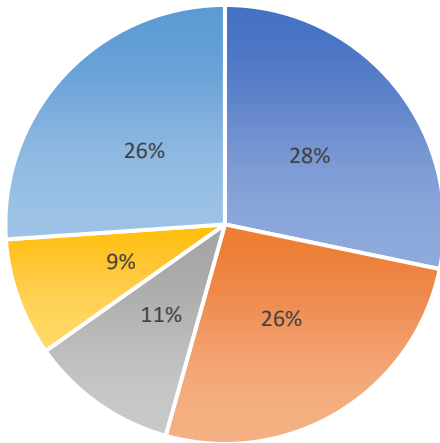
Patrol Rifle, Shotguns, Pepper Spray, Less Lethal and Tasers							
Office	Patrol Rifles Equipped in Patrol Car?	# of Shotguns Owned by Office	Does your Office Utilize Pepper Spray?	Does your Office Utilize Less Lethal Rounds?	Specify Less Lethal Rounds Used	# of Tasers Owned by Your Office	Does your office provide body armor?
Aurora County	Yes	3	No	No		4	Yes
Beadle County	Yes	5	No	No		4	Yes
Bennett County	Yes	3	Yes	No		4	Yes
Brookings County	Yes	15	Yes	No		16	Yes
Brown County	Yes	15	No	Yes	Pepper Ball Gun	26	Yes
Buffalo County	No	0	No	No		0	Yes
Butte County	Yes	3	Yes	No		6	Yes
Charles Mix County	Yes	5	Yes	No		14	Yes
Clark County	Yes	3	No	No		3	Yes
Clay County	Yes	5	Yes	Yes	Bean Bag Rounds	7	Yes
Codington County	Yes	7	Yes	Yes	Lightfield; 40 mm Launcher; Pepperball	15	Yes
Corson County	Yes	3	No	Yes	Bean Bag Rounds	5	Yes
Custer County	No	10	Yes	Yes	Bean Bag Rounds	20	Yes
Davison County	Yes	7	No	No		8	Yes
Day County	Yes	6	Yes	Yes	Pepper Balls, Bean Bags	6	Yes
Deuel County	Yes	5	Yes	Yes	Bean Bag Rounds	6	Yes
Dewey County	No	3	Yes	No		4	Yes
Edmunds County	Yes	4	Yes	No		4	Yes
Fall River County	Yes	7	No	No		0	Yes
Faulk County	No	3	Yes	No		3	Yes
Gregory County	Yes	4	No	No		3	Yes
Hamlin County	Yes	0	No	No		6	Yes
Hand County	Yes	3	Yes	Yes	Bean Bag Rounds	3	No
Hanson County	Yes	3	No	No		3	Yes
Harding County	No	1	Yes	No		0	Yes
Hutchinson County	Yes	3	Yes	No		3	Yes
Hyde County	No	2	Yes	No		0	Yes
Jerauld County	Yes	2	No	No		4	Yes
Kingsbury County	Yes	5	No	No		5	Yes
Lawrence County	Yes	14	No	Yes	Less Lethal	20	Yes
Lincoln County	Yes	9	No	Yes	Bean Bag/Shotgun	27	Yes
Lyman County	Yes	3	Yes	No		4	Yes
Marshall County	Yes	0	Yes	No		7	Yes
McCook County	Yes	8	No	No		9	Yes
McPherson County	Yes	4	No	No		4	Yes
Meade County	Yes	16	Yes	Yes	Bean Bag, Tasers	16	Yes
Miner County	Yes	3	Yes	Yes	Bean Bags	3	Yes
Minnehaha County	Yes	30	Yes	Yes	12GA Shotgun Drag Stabilized Bean Bag	66	Yes
Oglala Lakota County	Yes	2	Yes	No		2	Yes
Pennington County	Yes	15	Yes	Yes	12GA Shotgun Drag Stabilized Bean Bag	153	Yes
Perkins County	Yes	7	Yes	Yes	12GA Bean Bag Rounds	7	Yes
Potter County	No	3	No	No		3	Yes
Roberts County	No	3	Yes	Yes	Bean Bag Rounds	5	Yes
Sanborn County	Yes	4	Yes	No		4	Yes
Spink County	Yes	8	Yes	No		8	Yes
Sully County	No	3	No	No		3	Yes
Tripp County	Yes	4	Yes	No		3	Yes
Union County	Yes	4;10"	No	Yes	Bean Bag, Tasers	7	Yes
Walworth County	Yes	5	Yes	Yes	Pepper Ball	7	Yes
Yankton County	Yes	12	Yes	Yes	Not Reported	6	Yes
Ziebach County	Yes	3	Yes	Yes	Bean Bags	3	No



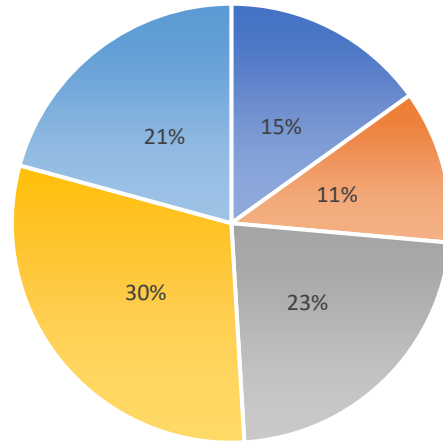
Expended Resources By Incident Relevance

The graphs below show which issues Sheriff's ranked most to least by relevance.

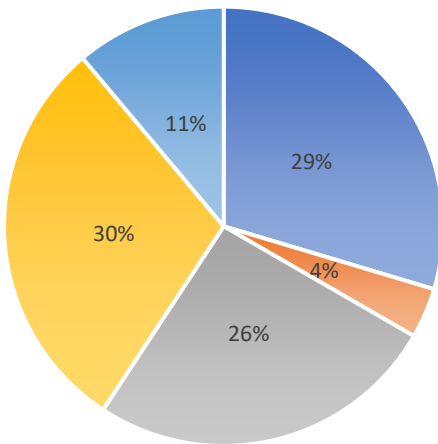
Most Relevant (1)



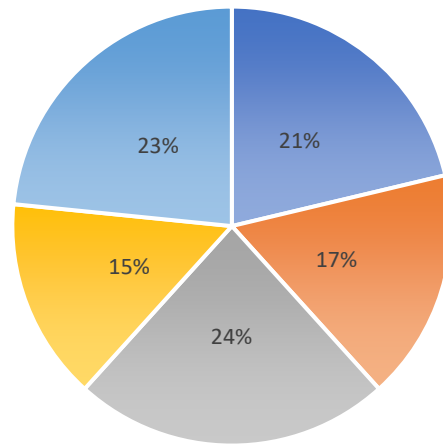
Second Most Relevant (2)



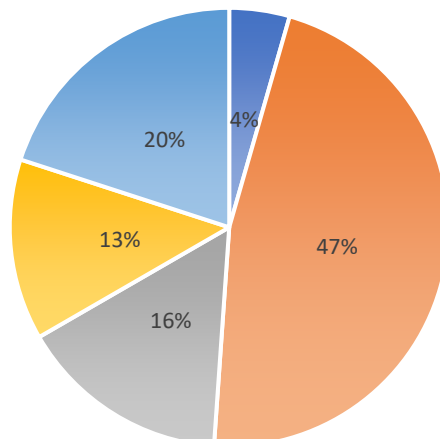
Third Most Relevant (3)



Second to Least Relevant (4)



Least Relevant (5)



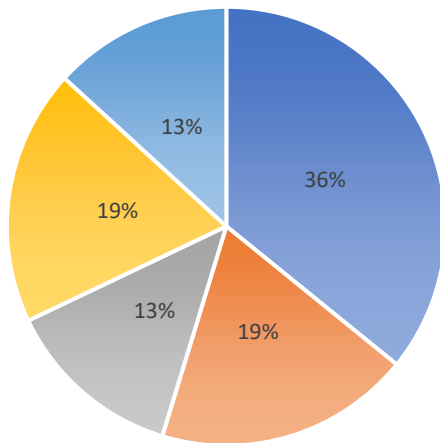
■ Distribution of Drugs
 ■ Digital Evidence
 ■ Sexual Assaults
 ■ Mental Health Issues
 ■ Theft and Fraud



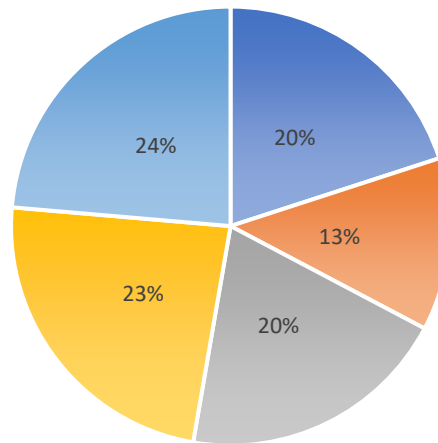
Prevention Efforts by Incident Relevance

The graphs below show which issues Sheriff's ranked most to least by relevance.

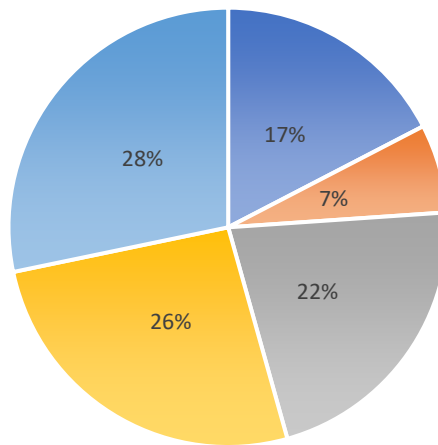
Most Relevant (1)



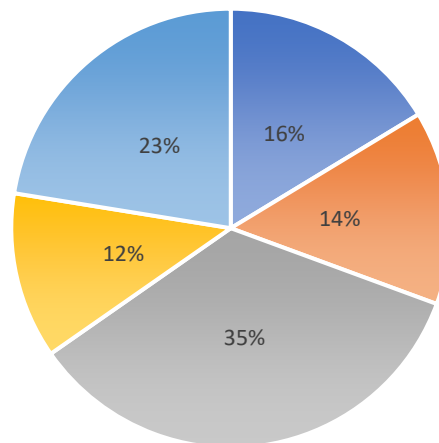
Second Most Relevant (2)



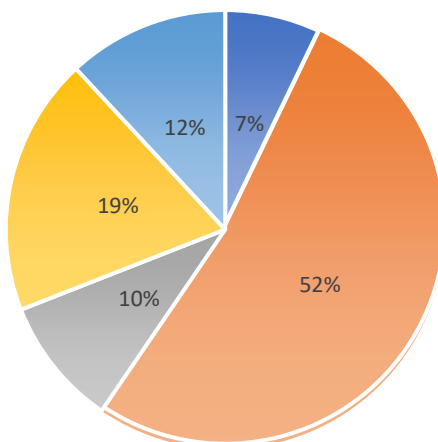
Third Most Relevant (3)



Second to Least Relevant (4)



Least Relevant (5)




■ Distribution of Drugs ■ Digital Evidence ■ Sexual Assaults ■ Mental Health Issues ■ Theft and Fraud



County Municipalities

Municipality Contracts	
Office	# of Municipalities located in your County
Aurora County	3
Beadle County	6
Bennett County	1
Brookings County	7
Brown County	11
Buffalo County	0
Butte County	4
Charles Mix County	8
Clark County	6
Clay County	3
Codington County	6
Corson County	2
Custer County	5
Davison County	3
Day County	7
Deuel County	7
Dewey County	2
Edmunds County	4
Fall River County	2
Faulk County	6
Gregory County	6
Hamlin County	6
Hand County	4
Hanson County	4
Harding County	2
Hutchinson County	4
Hyde County	3
Jerauld County	3
Kingsbury County	7
Lawrence County	6
Lincoln County	8
Lyman County	7
Marshall County	6
McCook County	5
McPherson County	3
Meade County	4
Miner County	3
Minnehaha County	11
Oglala Lakota County	3
Pennington County	5
Perkins County	2
Potter County	4
Roberts County	9
Sanborn County	3
Spink County	11
Sully County	2
Tripp County	6
Union County	5
Walworth County	6
Yankton County	5
Ziebach County	1




Office Contracts

Municipalities Without Contract		
Office	# of Municipalities Not Under Contract	Law Enforcement is provided by:
Aurora County	0	
Beadle County	2	On Call
Bennett County	1	Police Department
Brookings County	3	On Call; Routine Patrol
Brown County	8	On Call
Buffalo County	0	Federal Law Enforcement
Butte County	1	On Call
Charles Mix County	4	Routine Patrol
Clark County	6	On Call
Clay County	0	
Codington County	5	Sheriff's Office
Corson County	1	NO LE, SO responds
Custer County	4	Routine Patrol
Davison County	0	
Day County	6	On Call; Routine Patrol
Deuel County	1	On Call
Dewey County	1	Routine Patrol
Edmunds County	4	Routine Patrol; On Call; Highway Patrol
Fall River County	0	Police Department
Faulk County	7	On Call; Routine Patrol
Gregory County	4	Police Department; On Call
Hamlin County	3	Police Department
Hand County	3	Police Department; Routine Patrol; On Call
Hanson County	2	Sheriff's Office
Harding County	1	On Call
Hutchinson County	4	Police Department
Hyde County	2	On Call; Federal LE; Routine Patrol
Jerauld County	1	Routine Patrol; On Call
Kingsbury County	3	Routine Patrol; On Call
Lawrence County	3	Routine Patrol; On Call
Lincoln County	2	Police Department; Routine Patrol
Lyman County	7	Routine Patrol; On Call
Marshall County	2	Routine Patrol
McCook County	0	
McPherson County	1	On Call
Meade County	0	Police Department
Miner County	2	Routine Patrol; Investigations
Minnehaha County	1	Police Department
Oglala Lakota County	Not Reported	Police Department
Pennington County	12	Routine Patrol
Perkins County	0	
Potter County	0	Police Department
Roberts County	9	Police Department; Routine Patrol; On Call; Highway Patrol
Sanborn County	2	Routine Patrol; On Call
Spink County	10	Routine Patrol; On Call
Sully County	1	Routine Patrol; On Call
Tripp County	0	Police Department; Routine Patrol; On Call; Highway Patrol
Union County	2	Police Department
Walworth County	5	On Call
Yankton County	5	On Call; Routine Patrol
Ziebach County	1	Tribal



Office Contracts


Municipalities With Contracts					
Office	# of Municipalities under Contract	Municipalities under Contract	Payment	Contract Length	Hours/ Month
Aurora County	3	White Lake, Plankinton, Stickney	Formula with budget and population	Yearly	120
Beadle County	4	Wolsey, Wessington, Cavour, Hitchcock	Based on an annual Rate	Yearly	NA
Bennett County	0				
Brookings County	4	Aurora, White, Elkton, Volga	\$39.75/hr	Yearly	392
Brown County	0				
Buffalo County	0				
Butte County	3	Newell, Nisland, Fruitadale	Newell: \$48,000/yr; Nisland: \$3,800/yr; Fruitadale: \$1,500/yr; Orman Dam: \$8,000/yr	Yearly	55
Charles Mix County	2	Lake Andes, Pickstown	Lake Andes: \$108,000/yr; Pickstown: \$40/hr	Yearly	340
Clark County	0				
Clay County	2	Irene, Wakonda	Irene: \$52,125; Wakonda: \$15,636	Yearly	168
Codington County	0				
Corson County	1	McLaughlin	\$87,000/yr	Yearly	125
Custer County	1	Custer	\$385,000/yr	Yearly	560
Davison County	2	Mt Vernon, Ethan	\$30/hr	Yearly	20
Day County	0				
Deuel County	6	Clear Lake, Toronto, Astoria, Brandt, Gary, Goodwin	\$35/hr	Yearly	203
Dewey County	1	Timber Lake	\$40,000/yr	Yearly	160
Edmunds County	0				
Fall River County	1	Edgemont	\$115,000/yr	Yearly	100
Faulk County	1	Faulkton	\$42,000	Yearly	20
Gregory County	2	Burke, Gregory	\$125/day		
Hamlin County	5	Hazel, Estelline, Castletwood, Bryant, Lake Nordon, Hayti	Estelline: \$48,360/yr; Castletwood: \$40,300/yr; Bryant: \$24,180/yr; Lake Norden: \$3,900/yr; Hayti: \$3,900/yr; Hazel: \$31/hr	Yearly	300
Hand County	0				
Hanson County	2	Alexandria, Emery	Alexandria: \$14,400/yr; Emery: \$12,000	Yearly	150
Harding County	1	Buffalo	\$43,000/yr	Yearly	20
Hutchinson County	0				
Hyde County		Not Reported			
Jerauld County	2	Alpena, Wessington Springs	Wessington Springs: \$100,000/yr; Alpena: \$46,000/yr	Yearly	180
Kingsbury County	4	Arlington, Lake Preston, DeSmet, Oldham	\$29/hr	Yearly	460
Lawrence County	0				
Lincoln County	1	Harrisburg	\$39/hr	Yearly	730
Lyman County	0				
Marshall County	4	Britton, Lanford, Eden, Veblen	County pays 70%; Cities split 30%	Yearly	40
McCook County	5	Salem, Spencer, Canistota, Montrose, Bridgewater	\$32.50/hr	Yearly	468
McPherson County	2	Eureka, Leola	\$45,000/yr	Yearly	240
Meade County	0				
Miner County	1	Howard	\$90,000/yr	Yearly	300
Minnehaha County	8	Baltic, Colton, Crooks, Dell Rapids, Garretson, Hartford, Humboldt, Valley Springs	\$36.45/hr	Yearly	1750
Oglala Lakota County		Not Reported			
Pennington County	4	Wall, Keystone, New Underwood, Hill City	Hill City: \$140,000/yr; Keystone: \$80,000/yr; New Underwood: \$54,000/yr; Wall: \$130,000/yr	Not Reported	Not Reported
Perkins County	2	Bison, Lemmon	Bison: \$23,000; Lemmon: \$237,000	Yearly	540
Potter County	1	Hoven	\$18.10/hr	Not Reported	Not Reported
Roberts County	0				
Sanborn County	1	Woonsocket	\$21,000/yr	Yearly	80
Spink County	1	Redfield	\$375,000/yr	Yearly	8,760
Sully County	1	Onida	\$65,000/yr	Yearly	160
Tripp County	0				
Union County	0				
Walworth County	0				
Yankton County	0				
Ziebach County	1	Dupree	\$25,000/yr	Yearly	160



Calls of Service

Calls of Service						
Office	# of Calls for Services Made in 2020	Top 5 Types of Calls for Service Made in 2020				
Aurora County	1,000	Traffic Complaints	Accidents	Thefts	Mental Holds	DUI
Beadle County	1,323	Accidents w/Animals	Nuisance Calls	Traffic Complaints	Traffic Stops	Accidents
Bennett County	1,320	DUI	Civil Disagreements	Traffic Complaints	Robberies	Domestics
Brookings County	4,393	Traffic Incidents	Motorist Assists	Animal Complaints	Officer Initiated	Accidents w/Animals
Brown County	8,038	Traffic Offenses	Agency Assists	Civil Services	Citizen Disputes	Warrant Arrests
Buffalo County	325	Information	Traffic Complaints	Agency Assist	Thefts	Drugs
Butte County	9,407	Civil	Complaints	Assaults	Thefts	Drugs
Charles Mix County	Not Reported	Suspicious Activity	Agency Assists	Non Injury MV Accidents	Sick/injured persons	Assaults
Clark County	1,584	Accidents w/Animals	Thefts	Scams	DV Disputes	Animal Complaints
Clay County	168	MV Crashes	Suspicious Activity	Civil Disputes	Medical Calls	Animal Complaints
Codington County	7,569	Traffic Complaints	Accidents	Animal Complaints	Disorderly Conduct	Thefts
Corson County	2,688	Drugs/Narcotics Violations	Vehicle Crashes	Vandalism	Burglary Alarms	Thefts
Custer County	8,037	Assaults	Vehicle Accidents	Scam Calls	Thefts	Vandalism
Davison County	1,994	Traffic Stops	Traffic Complaints	Welfare Checks	Civil	Suspicious Vehicle
Day County	1,204	Not Reported				
Deuel County	2,359	Not Reported				
Dewey County	897	Tribal Road Blocks	Removal Intox Person	Motor Vehicle Accidents	Accidents w/Animals	Not Reported
Edmunds County	1,344	Bad Driving Complaints	Alarms	Accidents w/Animals	Animal Calls	Vehicle Crashes
Fall River County	5,063	Traffic Complaints	Concerned Citizens	Welfare Checks	Suspicious Person/Vehicles	Livestock Out
Faulk County	340	Car Accidents	Various 911 Calls	Property Damage	Fires	Domestic Violence
Gregory County	4000-5000	Traffic Infractions	Livestock and Animals	Thefts	Domestic Violence	Agency Assists
Hamlin County	4,295	Traffic Complaints	911 Abandoned	Citizen Assists	Animal Complaints	911 Fire/Medical
Hand County	381	Accidents w/Animals	Drugs	Medicak	Traffic Stops	Thefts
Hanson County	Not Reported	Traffic Complaints	Drugs	Mental/Welfare Checks	Officer Wanted	Accident Investigation
Harding County	550	Motorist Assists	Speeding	Accidents	Driving Complaints	Livestock Out
Hutchinson County	135	Domestic	Accidents	Burglary	Thefts	Mental
Hyde County	Not Reported	Fire	Accidents	Mental Health	Domestic	Thefts
Jerauld County	1,530	Traffic	Traffic Accidents	Animals	Thefts	Suspicious Ppl/Event/Vehicle
Kingsbury County	5,110	Driving Complaints/Speeding	DUI	Simple Assaults	Thefts	911 Nuisance Calls
Lawrence County	7,852	Not Tracked in Old RMS				
Lincoln County	13,119	Paper Service	Traffic Enforcement	Warrants	Traffic Crashes	Motorist Assist
Lyman County	1,040	Vehicle Accidents	Motorist Assists	Driving Complaints	Domestic Assaults	Drug Complaints
Marshall County	1,584	Medical	Animal	Vehicle Accidents	Thefts	Fire
McCook County	2,354	Welfare Check	Domestic	Mental Health	Harassment/Stalking	Traffic Complaints
McPherson County	1,065	Civil	Theft/Burglary	Traffic	Assaults and Sex Crimes	Mental Health
Meade County	Not Reported					
Miner County	753	Motor Vehicle Accidents	Animal Complaints	Unlock Vehicles	Traffic Complaints	All Other Complaints
Minnehaha County	23,411	Motor Vehicle Accidents	Traffic Hazards/Motorist Assists	Suspicious Activity	Public Assist	Disorderly Conduct
Oglala Lakota County	250	Intoxicated Related				
Pennington County	18,885	911 Hang-ups	Motorist Assists	Animal Complaints	Disturbances	Suspicious Ppl/Vehicle Activity
Perkins County	1,755	DUI	Burglary	Ingesting	Intentional Damage	Child Pornography
Potter County	120	DUI	Drugs	Pursuits	Domestic Complaints	Car/Deer Accidents
Roberts County	3,106	Welfare Check	Suspicious Activity	Vehicle Off Roadway	Non-Injury Accident	Car/Deer Accidents
Sanborn County	753	Accidents	Ambulance Calls	Domestic Problems	Traffic Complaints	Scams
Spink County	3,329	Bad Driving Complaints	Cows on Highway	Deer Accidents	Road Conditions	Car Unlock
Sully County	Not Reported	Motor Vehicle Accidents	Thefts	Assaults	Traffic complaints	Drugs
Tripp County	4,500	Drugs	Accidents	Burglaries	Civil	Juvenile Issues
Union County	5,797	Civil Papers	Extra Patrol	Non-Hazardous Moving Violations	Driving Complaints	
Walworth County	Not Reported	Not Reported				
Yankton County	2,322	Motor Vehicle Accidents	Driving Complaints	Welfare Checks	Civil Disputes	Thefts
Ziebach County	Not Reported	DWI	Domestic	Breaking	Traffic Complaints	Drugs

Office Warrants




Warrants for Calendar Year 2020						
Office	In County		Out of County		Pending	Extradition Costs
	Received	Served	Received	Served		
Aurora County	35	50	25	25	500	\$10,560
Beadle County	183	106	10	5	649	\$1,000
Bennett County	296	168	NA	NA	109	NA
Brookings County	550	438	27	27	903	\$1,584
Brown County	1,007	1,085	46	37	1,142	\$2,655
Buffalo County	40	15	30	10	55	\$0
Butte County	386	250	13	15	466	\$150
Charles Mix County	417	241	0	139	757	\$0
Clark County	9	6	0	3	3	N/A
Clay County	487	325	16	16	1,098	\$2,784
Codington County	1,120	780	Not Reported	Not Reported	Not Reported	Too Much
Corson County	18	6	1	1	66	\$0
Custer County	145	79	Not Reported	Not Reported	38	Not Reported
Davison County	864	627	215	205	1,962	\$3,646
Day County	126	105	6-10	3-5	279	None
Deuel County	50	16	4	4	23	Not Reported
Dewey County	5	2	0	3	2	\$0
Edmunds County	29	Not Reported	Not Reported	Not Reported	Not Reported	Not Reported
Fall River County	283	194	0	0	648	\$0
Faulk County	11	11	3	3	0	\$0
Gregory County	12	14	Not Reported	Not Reported	89	Not Reported
Hamlin County	20	5	5	5	70	\$0
Hand County	12	10	2	2	23	Not Reported
Hanson County	24	15	10	9	301	Unknown
Harding County	10	5	1	1	5	\$0
Hutchinson County	34	27	14	9	129	\$0
Hyde County	10	120	10	2	3	\$0
Jerauld County	30	14	5	6	90	\$0
Kingsbury County	15	8	5	3	77	\$0
Lawrence County	1,103	696	Not Tracked	Not Tracked	2,224	Not Tracked
Lincoln County	1,503	874	Not Reported	Not Reported	1,845	Not Reported
Lyman County	57	25	10	10	13	\$1,200
Marshall County	8	4	0	0	Not Reported	0
McCook County	46	26	0	0	20	\$0
McPherson County	5	3	2	2	23	\$0
Meade County	899	628	306	306	213	Not Reported
Miner County	25	22	20	17	38	\$0
Minnehaha County	17,902	14,005	0	324	13,665	\$65,511
Oglala Lakota County	25	Not Reported				\$0
Pennington County	9,475	7,236	1382	1382	7,228	\$66,835
Perkins County	10	7	5	5	76	\$0
Potter County	12	8	4	4	101	Not Reported
Roberts County	394	200	59	59	1,678	Unknown
Sanborn County	32	16	1	1	10	\$0
Spink County	45	19	11	11	322	\$370
Sully County	9	5	0	0	123	Not Reported
Tripp County	150	100	20	20	116	Not Reported
Union County	409	261	137	137	2,957	\$5,427
Walworth County	1,000	41	20	12	800	\$3,000
Yankton County	977	720	93	85	207	\$8,000
Ziebach County	5	5	4	4	20	\$0




Office Civil Processing

Civil Process				
Office	Papers Served	Civil Fees Collected	Mileage Fees Collected	Total Execution Amount Collected
Aurora County	157	\$6,860	\$1,513	\$2,115
Beadle County	1,648	\$49,921	\$2,800	\$1,679
Bennett County	83	\$1,712	NA	\$2,170,345
Brookings County	1,542	\$79,122	\$16,360	\$160,705
Brown County	2,948	\$121,100	Unknown	\$31,426
Buffalo County	24	\$1,850	\$275	\$500
Butte County	1,102	\$70,263	\$4,585	\$25,157
Charles Mix County	409	\$10,640	\$4,805	\$649
Clark County	177	\$6,430	\$1,596	\$2,925
Clay County	1,141	\$29,992	\$2,261	\$38,261
Codington County	2,411	Not Reported	Not Reported	\$12,592
Corson County	120	\$4,021	Not Reported	\$524
Custer County	622	\$20,356	\$3,478	\$9,492
Davison County	2,232	\$68,750	\$6,594	\$74,157
Day County	369	\$9,170	\$559	\$1,174
Deuel County	260	\$8,677	Not Reported	\$15,653
Dewey County	55	\$450	\$78	\$0
Edmunds County	196	Not Reported	Not Reported	Not Reported
Fall River County	477	\$9,659	\$166	\$9,800
Faulk County	62	\$1,420	\$161	\$0
Gregory County	329	Not Reported	Not Reported	\$8,194
Hamlin County	168	\$5,965	\$1,395	\$855
Hand County	145	\$4,454	Not Reported	\$9
Hanson County	155	\$5,375	\$677	\$370
Harding County	57	\$520	\$41	\$3,736
Hutchinson County	425	\$16,252	\$4,276	Not Reported
Hyde County	52	3,991	520	Not Reported
Jerauld County	94	\$3,360	\$568	\$4,000
Kingsbury County	841	\$42,050	\$9,828	\$2,100
Lawrence County	1,439	Not Available	\$228	\$88,348
Lincoln County	915	41,976	17,081	\$96,722
Lyman County	160	\$3,848	\$780	\$0
Marshall County	230	7,015	904	\$8,978
McCook County	287	\$12,200	\$3,951	\$1,900
McPherson County	124	\$4,900	\$196	\$6,251
Meade County	1,821	\$37,965	\$15,977	Not Reported
Miner County	109	\$5,206	\$1,055	\$8,536
Minnehaha County	6,818	\$212,379	\$34,209	\$889,403
Oglala Lakota County	Not Reported			
Pennington County	6,268	\$192,085	\$18,925	\$725,486
Perkins County	141	\$4,125	\$1,504	\$0
Potter County	260	\$12,500	\$240	\$950
Roberts County	376	\$12,700	Unknown	Unknown
Sanborn County	150	\$7,421	\$1,092	\$26,150
Spink County	709	\$26,724	\$4,181	\$15,529
Sully County	72	\$5,085	Not Reported	\$0
Tripp County	205	\$9,850	\$1,132	\$2,500
Union County	634	\$23,801	\$13,964	\$31,469
Walworth County	307	\$10,868	\$2,538	\$6,109
Yankton County	3,116	\$101,980	\$3,057	\$31,296
Ziebach County	6	\$0	\$150	\$0



Office Executions

Executions Handled Based on Amount of Fees Returned to County Treasurer							
Office	Fully Satisfied	Partially Satisfied	Unsatisfied	Pending	No Action	Carried Over	Total # of Executions
Aurora County	2	1	7	1	0	0	11
Beadle County	3	0	55	0	0	0	58
Bennett County	1	1	2	0	0	0	4
Brookings County	27	8	74	7	0	7	123
Brown County	42	33	72	UNK	0	UNK	147
Buffalo County	2		12				14
Butte County	12	11	13	14	13	15	78
Charles Mix County	1	1	15				17
Clark County	0	0	18	4	0	0	22
Clay County	7	4	20	9	0	8	48
Codington County	Not Reported						0
Corson County	1	0	1	0	0	0	2
Custer County	0	0	0	6	1	10	17
Davison County	24	28	21	6	0	1	80
Day County	2	1	9	1	0	0	13
Deuel County	6	3	11	0	4	1	25
Dewey County	0	0	1	0	0	0	1
Edmunds County	0	0	1	2	1	6	10
Fall River County	2	1	7	14	0	3	27
Faulk County	0	0	0	0	0	0	0
Gregory County	3	1	11	0	0	0	15
Hamlin County	0	0	8	0	0	0	8
Hand County	7	0	0	2	0	0	9
Hanson County	0	1	10	0	0	0	11
Harding County	56	0	1	0	0	0	57
Hutchinson County	1	0	9	0	0	0	10
Hyde County	5	0	10	1	0	0	16
Jerauld County	3	0	1	1	0	0	5
Kingsbury County	5	0	15	0	0	0	20
Lawrence County	11	2	20	3	21	0	57
Lincoln County	38	19	133	0	0	0	190
Lyman County	0	0	6	0	0	0	6
Marshall County	4	0	8	0	0	3	15
McCook County	0	0	20	0	0	0	20
McPherson County	2	2	1	1	0	0	6
Meade County	9	5	43	0	18	6	81
Miner County	0	3	1	1	0	0	5
Minnehaha County	168	107	589	24	0	132	1020
Oglala Lakota County	Not Reported						0
Pennington County	55	22	176	Unk	0	0	253
Perkins County	0	0	3	0	0	0	3
Potter County	1	1	2	4	0	2	10
Roberts County	Unknown						0
Sanborn County	6	2	2	1	1	1	13
Sprink County	9	2	8	0	0	8	27
Sully County	0	0	3	0	0	0	3
Tripp County	1	1	15	3	0	2	22
Union County	8	2	24	6	0	5	45
Walworth County	6	6	11	1	0	0	24
Yankton County	10	11	34	0	3	6	64
Ziebach County	0	0	1	0	0	0	1



Office Taxes Collected

Delinquent Taxes Collected by both State and Gov'n't Offices					
Office	Property Taxes	Mobile Home Taxes	Sales and Unempl. Taxes	No Breakdown	Total Delinquent Taxes Collected
Aurora County	\$0	\$0	\$0	\$0	\$0
Beadle County	\$0	\$0	\$686	\$0	\$686
Bennett County	Not Reported				
Brookings County	\$0	\$0	\$0	\$27,473	\$27,473
Brown County	\$22,830				
Buffalo County					\$0
Butte County	\$0	\$17,727	\$14,714	\$359	\$32,800
Charles Mix County	\$81	\$3,151	\$3,929	\$0	\$7,161
Clark County	\$0				
Clay County	\$0	\$4,514	\$502	\$0	\$5,016
Codington County	Not Reported				
Corson County	\$0	\$0	\$0	\$0	\$0
Custer County	\$0	\$5,588	\$6,046	\$0	\$11,634
Davison County	\$0	\$2,850	\$5,023	\$0	\$7,873
Day County	\$0	\$0	\$5,579	\$0	\$5,579
Deuel County	\$0	\$147	\$0	\$0	\$147
Dewey County	\$0	\$0	\$0	\$0	\$0
Edmunds County	Not Reported				
Fall River County	\$2,500	\$12,000	\$0	\$0	\$14,500
Faulk County	\$0	\$0	\$0	\$0	\$0
Gregory County	\$0	\$0	\$150	\$0	\$150
Hamlin County	\$0	\$611	\$4,921	\$0	\$5,532
Hand County	Not Reported				
Hanson County	\$0	\$0	Unknown	Unknown	\$0
Harding County	\$0	\$2,106	\$0	\$0	\$2,106
Hutchinson County	\$0	\$0	\$0	\$0	\$0
Hyde County	Not Reported				
Jerauld County	\$0	\$0	\$0	\$0	\$0
Kingsbury County	Not Reported				
Lawrence County	Not Available				
Lincoln County	Not Reported				
Lyman County	\$0	\$0	\$37	\$0	\$37
Marshall County	\$0	\$508	\$3,135	\$0	\$3,643
McCook County	\$0	\$0	\$0	\$0	\$0
McPherson County	\$0	\$0	\$0	\$0	\$0
Meade County	\$5,071	\$14,876	\$1,422	\$648	\$22,017
Miner County	\$773	\$0	\$3,409	\$0	\$4,182
Minnehaha County	\$0	\$118,482	\$265,084	\$7,109	\$390,675
Oglala Lakota County	Not Reported				
Pennington County	\$0	\$59,336	\$46,348	\$0	\$105,684
Perkins County	\$0	\$0	\$1,621	\$0	\$1,621
Potter County	\$5,302	\$916	\$0	\$6,068	\$12,285
Roberts County	Unknown				
Sanborn County	\$0	\$0	\$0	\$0	\$0
Spink County	\$0	\$10,137	\$42,475	\$1,271	\$53,883
Sully County	\$977	\$0	\$0	\$0	\$977
Tripp County	\$500	\$75	\$1,168	\$1,200	\$2,943
Union County	\$1,531	\$9,121	n/a	n/a	\$10,652
Walworth County	\$281	\$1,657	\$2,551	\$0	\$4,489
Yankton County	\$0	\$10,851	\$5,312	\$9,439	\$25,602
Ziebach County	\$0	\$0	\$0	\$0	\$0



Office Canines

Canines (K-9)		
Office	# of Canines Owned	Primary Use:
Aurora County	0	
Beadle County	0	
Bennett County	0	
Brookings County	1	Not Reported
Brown County	0	
Buffalo County	0	
Butte County	0	
Charles Mix County	1	Drug Detection Work
Clark County	0	
Clay County	0	
Codington County	0	
Corson County	1	Drug Detection Work
Custer County	0	
Davison County	0	
Day County	0	
Deuel County	1	Drug Detection Work
Dewey County	1	Not Reported
Edmunds County	0	
Fall River County	0	
Faulk County	0	
Gregory County	0	
Hamlin County	0	
Hand County	0	
Hanson County	0	
Harding County	0	
Hutchinson County	0	
Hyde County	0	
Jerauld County	1	Not Reported
Kingsbury County	1	Drug Detection Work
Lawrence County	0	
Lincoln County	0	
Lyman County	0	
Marshall County	0	
McCook County	1	Drug Detection Work
McPherson County	0	
Meade County	0	
Miner County	0	
Minnehaha County	0	
Oglala Lakota County	Not Reported	
Pennington County	0	
Perkins County	0	
Potter County	0	
Roberts County	0	
Sanborn County	0	
Spink County	1	Not Reported
Sully County	0	
Tripp County	0	
Union County	0	
Walworth County	0	
Yankton County	0	
Ziebach County	0	



Office Trainings

Trainings				
Office	# of Advanced Training Hrs on Average/Deputy	Frequency for Officers to Qualify with Firearms	Frequency for Officers to qualify for NARCAN	# of times NARCAN was deployed
Aurora County	40	None	None	0
Beadle County	None	2	Yearly	2
Bennett County	20	None	Yearly	0
Brookings County	20	None	Yearly	0
Brown County	20	5	Other	0
Buffalo County	Not Reported			
Butte County	16	None	Not Reported	0
Charles Mix County	20	None	Yearly	0
Clark County	20	None	Not Reported	0
Clay County	60	State Requirement	Yearly	0
Codington County	90	2	Other	0
Corson County	90	None	1 Time Cert	0
Custer County	20	None	Initial Training	Unkn
Davison County	47	None	Yearly	0
Day County	25	None	Yearly	2
Deuel County	30	4	Not Reported	0
Dewey County	40	None	Yearly	0
Edmunds County	23-30	1	Need to Retrain	0
Fall River County	45	None	Yearly	0
Faulk County	20	None	One Time	0
Gregory County	25	None	Not Reported	0
Hamlin County	0	None	None	0
Hand County	40	2	Yearly	0
Hanson County	30	2	Yearly	1
Harding County	40	None	Yearly	0
Hutchinson County	25	None	NA	0
Hyde County	24-30	None	Semi-Annually	0
Jerauld County	5	None	Do not Carry	0
Kingsbury County	20	Annually	Not Reported	0
Lawrence County	Not Reported	2	Yearly	1
Lincoln County	8	None	Yearly	0
Lyman County	24	None	Yearly	0
Marshall County	20	2	Yearly	0
McCook County	40	Semi Annually	Yearly	0
McPherson County	20	None	Other	0
Meade County	25	None	Not Reported	Not Reported
Miner County	20	None	Yearly	1
Minnehaha County	35	None	Every 3 yrs	3
Oglala Lakota County	Not Reported	Not Reported	Not Reported	0
Pennington County	40	Not Reported	Don't Use It	
Perkins County	30	Not Reported	Yearly	0
Potter County	20	None	Yearly	0
Roberts County	0	0	Yearly	5
Sanborn County	20	None	Yearly	0
Spink County	20	None	Yearly	1
Sully County	25	None	Semi-Annually	0
Tripp County	40	Yes	Yearly	0
Union County	20	2	Yearly	n/a
Walworth County	20	Not Reported	Yearly	Not Reported
Yankton County	20-40	Not Reported	Yearly	0
Ziebach County	0	2	Yearly	0



Forensic Lab Services

Crime Lab Services			
Office	Overall Customer Service Satisfaction	Overall Turnaround Satisfaction	Suggestions for the Forensic Lab:
Aurora County	5	3	Hire More People
Beadle County	Not Reported		
Bennett County	4	3	Tough to Talk to a Forensic Scientist
Brookings County	5	3	Need More Help
Brown County	5	5	Webinar on how agencies should package items being sent
Buffalo County	Not Reported		
Butte County	4	2	More Personnel
Charles Mix County	5	5	None
Clark County	4	3	Put Bloodtest Results on TTY
Clay County	5	5	Not Reported
Codington County	4	1	Speed up Process or Hire More People Slow Reponses, Cases get plead before results come in
Corson County	2	1	
Custer County	5	5	NA
Davison County	5	3	Not Reported
Day County	5	5	None
Deuel County	5	3	Not Reported
Dewey County	4	1	Not Reported
Edmunds County	5	5	Not Reported
Fall River County	5	4	Not Reported
Faulk County	3	3	More Help
Gregory County	4	4	Not Reported
Hamlin County	3	3	More Staffing for DNA testing, Forensics for Faster Turn Around Time
Hand County	5	4	We understand it takes time
Hanson County	5	5	Keep up the good work!
Harding County	5	5	Not Reported
Hutchinson County	4	2	Not Reported
Hyde County	Not Reported		
Jerauld County	4	3	Not Reported
Kingsbury County	4	1	Not Reported
Lawrence County	5	4	Not Reported
Lincoln County	4	3	Not Reported
Lyman County	4	3	Not Reported
Marshall County	5	5	Not Reported
McCook County	5	5	Not Reported
McPherson County	5	5	Not Reported
Meade County	Not Reported		
Miner County	5	3	Not Reported
Minnehaha County	5	4	Not Reported
Oglala Lakota County	Not Reported		
Pennington County	4	4	Hire More Staff
Perkins County	4	4	Not Reported
Potter County	3	2	Not Reported
Roberts County	5	4	Not Reported
Sanborn County	5	5	Not Reported
Spink County	3	3	Not Reported
Sully County	5	4	Not Reported
Tripp County	5	5	Not Reported
Union County	5	4	Not Reported
Walworth County	4	3	Not Reported
Yankton County	4	4	Not Reported
Ziebach County	Not Reported	1	Not Reported



Jail Facilities

Counties Without Jail Facilities								
Office	Jurisdiction(s) where prisoners are Jailed	Formal Contract with Jurisdictions For Housing Prisoners	Number of Prisoners Taken to Another Jail	Miles Traveled Transporting Prisoners	Jail Fee for Each Prisoner/Day	Total Paid for Jail Fees to Other Jurisdictions	Currently Building or Plan to Build a Jail Facility in the next 12 Months	Estimated Cost of Facility
Aurora County	Davison, Brule	Yes	30	2,500	\$95 or \$50	\$19,511	No	
Bennett County	Winner	Yes	Not Reported	Not Reported	\$55	\$249,765	No	
Buffalo County	Brule	Yes	6	450	\$55	\$2,400	No	
Butte County	Meade	Yes	345	21,278	\$72	\$242,773	No	
Clark County	Codington	Yes	Not Reported	1,500	\$85	\$1,700	No	
Corson County	Meade	Yes	116	44,544	\$80	\$31,461	No	
Custer County	Pennington	Yes	46	4,600	\$85	\$104,889	No	
Deuel County	Codington, Beadle, Roberts	Yes	Not Reported	Not Reported	No	Not Reported	No	
Dewey County	Meade	Not Reported	15	5,500	\$80	Not Reported	No	
Gregory County	Winner	Yes	149	11,920	\$61	\$78,000	No	
Hamlin County	Codington	Yes	81	4,700	\$85	\$17,505	No	
Hand County	Faulk, Beadle	Yes	21	1,680	\$85	\$37,485	No	
Hanson County	Davison	Yes	Unknown	Unknown	\$95	\$51,000	No	
Harding County	Meade	Yes	12	3,200	\$80	\$8,400	No	
Hutchinson County	Davison, Bon Homme, Yankton, Charles Mix, Minnehaha	Yes	73	5,157	\$95	\$29,598	No	
Hyde County	Not Reported	Yes	15	110	\$90	\$15,000	No	
Jerauld County	Beadle	Yes	27	2,200	\$80	\$9,300	No	
Kingsbury County	Beadle, Codington, Lake	Yes	100	Not Reported	\$80	\$50	No	
Lincoln County	Minnehaha	Yes	381	36,161	\$97	\$1,475,284	No	
Lyman County	Brule	Yes	120	1,500	\$55	\$52,114	No	
Marshall County	Roberts, Day	Yes	20	2,000	\$70	\$4,205	No	
McCook County	Davison	Yes	Not Reported	Not Reported	\$95	Not Reported	No	
McPherson County	Brown, Edmunds	Yes	12	1,260	\$85	\$19,970	No	
Miner County	Lake, Davison, Beadle, Charles Mix, Minnehaha	Yes	16	759	\$75	\$8,221	No	
Oglala Lakota County	Fall River, Pennington	Yes	Not Reported	7,000	\$85	Not Reported	No	
Perkins County	Meade	Yes	6	1,700	\$85	\$24,125	No	
Potter County	Faulk, Hughes	Yes	26	2,340	\$95	\$4,580	No	
Sanborn County	Beadle, Davison	Yes	20	400	\$90	\$41,000	No	
Spink County	Faulk, Beadle, Brown, Edmunds	Yes	181	21,036	\$90	\$7,295	No	
Sully County	Hughes	Yes	15	2,500	\$80	\$4,500	No	
Tripp County	Winner	No	4	5,000	\$65	\$380,000	No	
Walworth County	Hughes, Winner, Beadle, Roberts, Meade	Yes	Not Reported	Not Reported	Not Reported	Not Reported	Not Reported	
Ziebach County	Meade	Yes	0	0	\$85	\$0	No	



Jail Facilities

Regional, Full, and Limited Jail Facilities						
Office	Type of Jail Facility				Contract with US Marshal Services to Board Federal Prisoners	Jail Budget
	Regional Jail Center - Housing Prisoners From Other Counties:	Full Jail Facility - Housing your own prisoners for extended periods	Limited Holding Facility - Limited Housing of Prisoners, and Taken to:			
Beadle County	Y	Not Reported	Yes		No	NA
Brookings County			Yes		Not Reported	\$1,721,304
Brown County			Yes		Yes	\$3,718,597
Charles Mix County	Y	Douglas, Aurora, Bennett, Bon Homme, Hutchinson, Spink			No	\$898,500
Clay County				Y	Union, Yankton, Minnehaha	\$742,626
Codington County	Y	Hamlin, Grant, Day, Deuel, Kingsbury, Walworth, Moody, Clark	Yes		No	\$2,522,634
Davison County	Y	Aurora, Douglas, Hutchinson, Hanson, McCook, Miner, Sanborn			Yes	\$1,990,273
Day County	Y	Marshall, SWOPD			Not Reported	\$466,432
Edmunds County	Y	Walworth, McPherson, Brown, Faulk, Spink	Yes		No	\$135,000
Fall River County	Y	Oglala Lakota			No	\$768,895
Faulk County	Y	Spink, Potter, Hand, Hyde, US Marshalls	Yes		Yes	\$780,780
Lawrence County			Yes		No	\$1,366,146
Meade County	Y	Harding, Butte, Perkins, Ziebach, Dewey, Walworth			Not Reported	Not Reported
Minnehaha County	Y	Lincoln, Turner, Lake, Moody			Yes	\$17,527,622
Pennington County	Y	Custer, Fall River, Haakon, Meade, Oglala Lakota, US Marshalls, ICE, BOP	Yes		Yes	\$14,914,619
Roberts County	Y	Marshall, Grant, Hamlin, USMS, SWO Tribe, Walworth, Richland ND, Flandreau SS	Yes		Yes	\$1,674,190
Spink County				Y	Faulk, Brown, Beadle, Edmunds	Not Reported
Union County	Y	Clay, Turner, Lincoln	Yes		Yes	\$108,172
Yankton County	Y	Not Reported			Yes	\$1,814,400



Jail Facilities

Jail and Prisoner Information						
Office	Correctional Officers with Other Responsibilities				Total Number of Prisoners in Jail	
	Male Prisoners	Female Prisoners	Segregated Juvenile Prisoners	Total Prisoner Capacity	# of Prisoners Received	# of Prisoners Released
Beadle County	56	8	13	77	1,059	1,067
Brookings County	40	10	0	50	1,530	1,536
Brown County	36	12	9	57	2,213	2,262
Charles Mix County	73	17	0	90	706	726
Clay County	10	4	0	14	700	700
Codington County	Not Reported				Not Reported	Not Reported
Davison County	50	18	4	72	2,302	2,331
Day County	11	2	3	16	335	318
Edmunds County	10	4	0	14	132	128
Fall River County	23	4	NA	27	7,119	7,090
Faulk County	16	16	0	32	467	NA
Lawrence County	43	8	0	51	2,119	2,130
Meade County	64	16	0	80	2,977	2,486
Minnehaha County	492	105	0	597	17,819	17,077
Pennington County	487	175	0	662	9,389	9,489
Roberts County	34	34	8	76	1,289	1,246
Spink County	4	2	0	6	0	0
Union County	40	12	0	52	771	779
Yankton County	102	28	0	130	1,368	1,377



Jail Facilities

Jail Fees					
Office	Current Daily Jail Fee Charged/ Prisoner	Does Your Facility Charge Room and Board	Room and Board Fee Charge	Jail Fees Rec'd From Other Jurisdictions	County Work Release Money Collected
Beadle County	\$80	No		\$108,475	\$12,475
Brookings County	\$65	Yes	\$25	\$0	\$16,245
Brown County	\$85 or \$220	No		\$111,943	\$1,015
Charles Mix County	\$65	No		\$37,658	\$1,130
Clay County	\$70	Yes	\$15	\$17,080	\$8,340
Codington County	\$85	Depends on Judge		Not Reported	Not Reported
Davison County	\$95	Yes	\$10	\$174,000	\$4,200
Day County	\$75	Yes	\$75	\$59,200	\$8,457
Edmunds County	\$75	Yes	\$75	\$17,888	Not Reported
Fall River County	\$85	No		\$5,520	\$1,226
Faulk County	\$85	No		\$639,390	None
Lawrence County	\$75	Yes	\$12	Not Tracked	\$1,740
Meade County	\$80	No		\$293,630	\$2,325
Minnehaha County	\$97	Yes	\$10	\$2,732,000	\$154,023
Pennington County	\$85	Yes	\$10	\$5,914,868	\$55,673
Roberts County	\$90	Yes	\$25	Unkn	Unkn
Spink County	N/A	No		\$0	\$300
Union County	\$65	Yes	\$15	\$63,857	\$1,025
Yankton County	\$75 - \$85	Yes	\$10	\$746,200	None (COVID)



Jail Facilities

Jail Facility Information					
Office	Age of Jail Facility	Jail expanded in the last 5 yrs, is currently expanding	Cost of Expansion	Beds Added in Expansion	Do you plan to expand in the next 12 months
Beadle County	44	No			No
Brookings County	46	Yes	\$17,500,000	46	
Brown County	55	Yes	\$2,400,000	6	
Charles Mix County	45	No			No
Clay County	109	No			No
Codington County	48	No			Not Reported
Davison County	25	No			No
Day County	65	No			No
Edmunds County	Unkn	No			Not Reported
Fall River County	51	No			No
Faulk County	3	Yes	\$5,700,000	22	
Lawrence County	47	No			Maybe
Meade County	27	No			No
Minnehaha County	1	Yes	\$45,000,000	300	
Pennington County	31	Yes	\$5,200,000	0	
Roberts County	14	No			Yes
Spink County	1	No			No
Union County	31	Yes	\$91,798	12	
Yankton County	12	Yes	\$900,000	0	



Jail Facilities

Jail Personnel																
Office	Direct Custody- Correctional/Guards, Etc.				Clerical Maintenance Functions				Administrative Functions				Total Jail Personnel			
	Full Time		Part Time		Full Time		Part Time		Full Time		Part Time		Full Time		Part Time	
	Male	Female	Male	Female	Male	Female	Male	Female	Male	Female	Male	Female	Male	Female	Male	Female
Beadle County	Not Reported															
Brookings County	3	4	10	10	1	0	0	0	3	0	0	0	7	4	10	10
Brown County	14	11	3	4	0	2	2	2	4	3	0	0	18	16	5	6
Charles Mix County	6	2	1	0	0	0	0	0	3	2	0	0	9	4	1	0
Clay County	5	1	3	0	0	1	0	0	1	1	0	0	6	3	3	0
Codington County	Not Reported															
Davison County	14	8	5	4	0	0	2	4	2	2	0	0	16	10	7	8
Day County	0	3	1	5	0	0	0	0	3	3	0	0	3	6	1	5
Edmunds County	3	2	0	0	0	0	0	0	1	0	0	0	4	2	0	0
Fall River County	6	0	0	0	0	0	0	0	1	0	0	0	7	0	0	0
Faulk County	5	2	2	1	0	1	0	0	3	0	0	0	8	3	2	1
Lawrence County	6	7	0	1	0	1	0	0	2	0	0	0	8	8	0	1
Meade County	6	7	1	1	2	5	0	0	2	1	0	0	10	13	1	1
Minnehaha County	101	50	4	1	0	2	0	0	6	2	0	0	107	54	4	1
Pennington County	106	27	3	1	17	28	0	0	18	19	3	5	141	74	6	6
Roberts County	3	8	5	0	2	1	0	0	2	1	0	1	7	10	5	1
Spink County	0	0	5	1	0	0	0	0	0	0	1	2	0	0	6	3
Union County	5	3	2	2	0	1	0	0	0	2	0	0	5	6	2	2
Yankton County	10	9	5	1	0	0	0	0	2	0	0	0	12	9	5	1



Correctional Officers with Other Responsibilities						
Office	Have other Responsibilities	Number of Correctional Officers with Other				
		Deputy	Dispatch	Secretary	Other	Total
Beadle County	No					
Brookings County	Yes	2	0	0	0	2
Brown County	No					
Charles Mix County	Yes	1	4	0	0	5
Clay County	No					
Codington County	Not Reported					
Davison County	Yes	1	0	0	0	1
Day County	Yes	0	11	0	0	11
Edmunds County	Yes	0	5	0	0	5
Fall River County	No					
Faulk County	Yes	0	1	0	0	1
Lawrence County	Yes	2	0	0	0	2
Meade County	No					
Minnehaha County	No					
Pennington County	No					
Roberts County	No					
Spink County	Yes	8	7	0	0	15
Union County	Yes	0	0	1	0	1
Yankton County	No					



Jail Facilities

Jail Personnel Salary			
Office	Full Time Salary		Part time Hourly Average Wage
	Low End	High End	
Beadle County	\$36,900	\$52,000	\$18/hr
Brookings County	\$39,286	\$49,824	\$18.89/hr
Brown County	\$34,986	\$42,328	\$14.33/hr
Charles Mix County	\$31,200	\$37,669	\$14.50/hr
Clay County	\$37,620	\$56,664	\$17.66/hr
Codington County	\$46,413	\$60,898	\$22.23/hr
Davison County	\$38,563	\$50,544	\$18.54/hr
Day County	\$35,360	\$44,824	\$40/hr
Edmunds County	\$36,608	\$39,853	\$19.16/hr
Fall River County	\$34,320	\$39,480	NA
Faulk County	\$32,000	\$36,000	\$16.50/hr
Lawrence County	\$40,060	\$47,715	\$19.65/hr
Meade County	\$36,400	\$49,920	\$19.54/hr
Minnehaha County	\$41,308	\$59,821	\$21.92/hr
Pennington County	\$47,424	\$66,373	\$24.58/hr
Roberts County	\$30,700	\$37,460	\$14.76/hr
Spink County	N/A	N/A	\$25/hr
Union County	\$35,922	\$43,347	\$17.65/hr
Yankton County	\$41,624	\$60,952	\$12.75/hr

Officer Turnover for 2018 Calendar Year				
Office	Resigned	Retired	Dismissed	Death
Beadle County	3	0	0	0
Brookings County	13	1	1	0
Brown County	18	0	16	0
Charles Mix County	2	0	0	0
Clay County	4	0	0	0
Codington County	0	0	0	0
Davison County	4	1	0	0
Day County	3	0	0	0
Edmunds County	3	0	0	0
Fall River County	1	0	0	0
Faulk County	3	0	0	0
Lawrence County	1	0	0	0
Meade County	1	1	0	0
Minnehaha County	29	2	2	0
Pennington County	20	3	5	0
Roberts County	8	0	1	0
Spink County	0	0	0	0
Union County	5	0	1	0
Yankton County	2	0	1	0

Jail Staff Training				
Office	In Favor of Requirement of Certification	On Average, # of advanced training hours received per jailer/year	CALEA, ACA, or NSA Certified	
			Full time	Part Time
Beadle County	Yes	10-20	0	0
Brookings County	Yes	8	0	0
Brown County	No	72	0	0
Charles Mix County	No	10	0	0
Clay County	No	20	7	3
Codington County	Yes	Not Reported	Not Reported	
Davison County	Yes	20	0	0
Day County	Yes	10	0	0
Edmunds County	No	0	0	0
Fall River County	Yes	40	0	Not Reported
Faulk County	Yes	15	1	0
Lawrence County	Yes	10	0	0
Meade County	Yes	Not Reported	0	0
Minnehaha County	No	40	0	0
Pennington County	Not Reported		Not Reported	
Roberts County	Yes	0	0	0
Spink County	No	0	0	0
Union County	No	n/a	n/a	n/a
Yankton County	Yes	10-20	0	0