

2023 Sheriff's Management Study

Attorney General Marty J. Jackley

DCI Director Daniel Satterlee

DCI Assistant Director Chad Mosteller

DCI Assistant Director Tiffany Stoeser



Teresa Kusser Criminal Statistical Analyst

Survey Methodology:

From August to November 2023, the South Dakota Criminal Statistics Analysis Center (SAC) surveyed sheriff offices in the state. A survey accompanied by instructions was sent to all sheriff offices via email attachment.

This was the 20th time the SAC compiled statewide management data pertaining to South Dakota sheriff offices. The results of this survey are intended to provide sheriffs with a valid means of comparing expenditures and resources of offices across the state. In addition, the results should provide the sheriffs with a substantial basis from which to justify future management decisions.

Currently, there are 66 sheriff offices in South Dakota (this figure does not include tribal agencies). 40 offices returned surveys yielding a total response rate of 61%.

The survey instrument is self-report completed by the sheriff or office staff. All questions were designed to be objective, however, some questions may have been subject to different interpretations. Thus, this report can only reflect summary results that are as valid and accurate as the data provided by each office.

It should also be noted that salary data throughout this report are approximations. Due to the number of personnel at any given rank, and the diverse salaries relative to each officer, such approximations were necessary in order to perform overall summary calculations.

The survey only accounts for two divisions that a sheriff's office might manage, the law enforcement division, and the jail division. It should be noted that there are possibly several other divisions controlled and managed by a sheriff's office that are not taken into consideration in the 2023 Sheriff's Management Study.

The completed questionnaires were reviewed for completeness by the SAC. If you have any questions regarding this information, please call Teresa Kusser, (605)773-2286, or email at teresa.kusser@state.sd.us.

Table of Contents

Sheriff's Office Content	1-22
Population and Budget.....	1
Sworn Officers and Salaries.....	2
Length of Employment of Officers.....	3
Age and Gender of Officers.....	4
Highest Level of Education of Officers.....	5
Insurance Benefits Offered to Family and Officers.....	6
Officer Turnover Numbers and Reason.....	7
Office Issued Handguns, Rifles, and Machine Guns.....	8
Office Issued Rifles, Shotguns, Pepper Spray and Less Lethal.....	9
Expended Resources by Incident Relevance.....	10
Prevention Efforts by Incident Relevance.....	11
Number of Municipalities in the County.....	12
Municipalities Under 1,000 Population NOT Under Contract.....	13
Municipalities With Contracts.....	14
Calls for Service.....	15
Warrant Information.....	16
Civil Process Information.....	17
Executions Handled, Based on Fees Returned to County Treasurer.....	18
Delinquent Taxes Collected.....	19
Canine (K-9) Owned.....	20
Forensic Lab Services.....	21
Written Policies.....	22
Jail Facilities	23-30
Counties Without Jail Facilities.....	23
Regional, Full and Limited Jail Facilities and Budget.....	24
Prisoner Information.....	25
Fees.....	26
Facility Information.....	27
Personnel Information.....	28
Correctional Officers with Other Responsibilities.....	29
Correctional Officers Salaries.....	30
Correctional Officer Turnover.....	30
Correctional Officer Training.....	30

Office and Employee Information

Population and Budget			
Office	Population	Budget	% Grant
Beadle County	19,376	\$742,430	0.00%
Brookings County	35,484	\$2,163,260	5.00%
Brown County	37,972	\$2,107,487	>1.00%
Butte County	10,774	\$858,862	3.00%
Campbell County	1,349	\$419,154	2.00%
Charles Mix County	9,213	\$996,000	0.00%
Clay County	15,280	\$1,145,589	0.00%
Corson County	3,826	\$588,510	8.00%
Davison County	19,973	\$1,003,218	1.00%
Deuel County	4,352	\$510,489	0.00%
Douglas County	2,776	\$399,600	3.00%
Edmunds County	4,065	\$701,533	0.00%
Faulk County	2,126	\$487,400	0.00%
Hamlin County	6,352	\$619,378	3.00%
Hand County	3,140	\$355,718	0.00%
Hanson County	3,461	\$398,975	0.00%
Harding County	1,330	\$275,830	0.00%
Hughes County	17,692	\$1,077,120	>5.00%
Jerauld County	1,650	\$431,670	2.00%
Kingsbury County	5,294	\$532,775	0.00%
Lake County	10,972	\$870,259	5.00%
Lawrence County	27,214	\$3,975,961	Not Reported
Lincoln County	70,987	\$4,218,611	>1.00%
Marshall County	4,374	\$720,000	0.00%
McCook County	5,778	\$1,063,900	0.00%
McPherson County	2,395	\$434,000	0.00%
Meade County	30,698	\$2,423,797	0.00%
Miner County	2,304	\$401,110	1.00%
Minnehaha County	203,971	\$9,050,874	0.00%
Moody County	6,349	\$770,000	0.00%
Pennington County	114,461	\$12,678,353	5.23%
Perkins County	2,804	\$742,625	0.00%
Potter County	2,438	\$438,411	10.00%
Roberts County	10,163	\$704,540	0.00%
Sanborn County	2,330	\$403,500	0.00%
Spink County	6,235	\$560,034	Not Reported
Sully County	1,471	\$360,535	0.00%
Union County	17,063	\$1,609,840	1.00%
Walworth County	5,265	\$1,617,100	0.00%
Yankton County	23,373	\$1,495,000	0.00%

Population and Budget Sorted by Population			
Office	Population	Budget	% Grant
Minnehaha County	203,971	\$9,050,874	0.00%
Pennington County	114,461	\$12,678,353	5.23%
Lincoln County	70,987	\$4,218,611	>1.00%
Brown County	37,972	\$2,107,487	>1.00%
Brookings County	35,484	\$2,163,260	5.00%
Meade County	30,698	\$2,423,797	0.00%
Lawrence County	27,214	\$3,975,961	Not Reported
Yankton County	23,373	\$1,495,000	0.00%
Davison County	19,973	\$1,003,218	1.00%
Beadle County	19,376	\$742,430	0.00%
Hughes County	17,692	\$1,077,120	>5.00%
Union County	17,063	\$1,609,840	1.00%
Clay County	15,280	\$1,145,589	0.00%
Lake County	10,972	\$870,259	5.00%
Butte County	10,774	\$858,862	3.00%
Roberts County	10,163	\$704,540	0.00%
Charles Mix County	9,213	\$996,000	0.00%
Hamlin County	6,352	\$619,378	3.00%
Moody County	6,349	\$770,000	0.00%
Spink County	6,235	\$560,034	Not Reported
McCook County	5,778	\$1,063,900	0.00%
Kingsbury County	5,294	\$532,775	0.00%
Walworth County	5,265	\$1,617,100	0.00%
Marshall County	4,374	\$720,000	0.00%
Deuel County	4,352	\$510,489	0.00%
Edmunds County	4,065	\$701,533	0.00%
Corson County	3,826	\$588,510	8.00%
Hanson County	3,461	\$398,975	0.00%
Hand County	3,140	\$355,718	0.00%
Perkins County	2,804	\$742,625	0.00%
Douglas County	2,776	\$399,600	3.00%
Potter County	2,438	\$438,411	10.00%
McPherson County	2,395	\$434,000	0.00%
Sanborn County	2,330	\$403,500	0.00%
Miner County	2,304	\$401,110	1.00%
Faulk County	2,126	\$487,400	0.00%
Jerauld County	1,650	\$431,670	2.00%
Sully County	1,471	\$360,535	0.00%
Campbell County	1,349	\$419,154	2.00%
Harding County	1,330	\$275,830	0.00%

Office and Employee Information

County	Sheriff		Asst Sheriff		Chief Deputy		Captain		Lieutenant		Sergeant		Corporal		Detective		Deputy		Other		Total		
	FT	Salary	FT	Salary	FT	Salary	FT	Salary	FT	Salary	FT	Salary	FT	Salary	FT	Salary	PT	Salary	FT	Salary	PT	Total	
Beadle	1	\$80,000																				5	0
Brookings	1	\$113,946	1	\$92,865																		15	2
Brown	1	\$100,000			1	\$81,770																20	0
Butte	1	\$75,841			1	\$54,146																8	1
Campbell	1	\$56,758																				4	0
Charles Mix	1	\$88,875			1	\$66,180																9	4
Clay	1	\$96,236			1	\$75,240																9	0
Corson	1	\$54,360																				5	0
Davison	1	\$84,148			1	\$71,500																8	2
Deuel	1	\$63,045																				6	0
Douglas	1	\$54,060			1	\$48,039																4	2
Edmunds	1	\$63,810			1	\$60,156																6	1
Faulk	1	\$55,000			1	\$50,000																5	0
Hamlin	1	\$67,281																				6	0
Hand	1	\$59,357																				4	1
Hanson	1	\$56,942			1	\$49,570																3	1
Harding	1	\$52,080																				3	0
Hughes	1	\$76,491			1	\$69,326																7	2
Jerauld	1	\$58,905																				4	1
Kingsbury	1	Not Reported																				4	1
Lake	1	Not Reported																				8	0
Lawrence	1	Not Reported			2	Not Reported																20	3
Lincoln	1	\$132,798			1	\$115,419																34	0
Marshall	1	\$68,612																				3	1
McCook	1	\$65,913			1	\$55,889																10	0
McPherson	1	\$62,700																				4	1
Meade	1	\$102,000			1	\$83,742																18	0
Miner	1	\$58,167			1	\$45,168																3	1
Minnehaha	1	\$172,952			1	\$156,312																62	4
Moody	1	Not Reported			1	Not Reported																6	0
Pennington	1	\$149,989			2	\$113,526																108	0
Perkins	1	\$64,776																				7	1
Potter	1	\$58,345																				3	0
Roberts	1	\$59,372			1	\$49,920																8	0
Sanborn	1	\$60,320			1	\$52,652																4	1
Spink	1	\$66,101			1	\$55,390																5	1
Sully	1	\$66,680			1	\$50,000																3	0
Union	1	\$76,845			1	\$60,500																9	0
Walworth	1	\$58,590			1	\$58,594																4	2
Yankton	1	\$85,191			1	\$69,467																12	0
Total	40		1	27	8		27	54	1	23	287	26	1	15	6	466	33	499					

Office and Employee Information

Length of Employment of Each Officer									
Office	< 1 Yr	1-5 Yrs	6-10 Yrs	11-15 Yrs	16-20 Yrs	21-25 Yrs	26-30 Yrs	31+ Yrs	Total
Beadle County		1		2			2		5
Brookings County	4	6	2	1		3			16
Brown County	3	6	8	1		2			20
Butte County	2	1	1	1				1	6
Campbell County	1	1	1				1		4
Charles Mix County		8	2	2				1	13
Clay County		5		1		2		1	9
Corson County	1	2		2					5
Davison County	2	4	1	1		2			10
Deuel County		2	3		1				6
Douglas County	4		1	1					6
Edmunds County	3	2	1	1					7
Faulk County		3				2			5
Hamlin County		3	1		1	1			6
Hand County	2	1	2						5
Hanson County	1		3						4
Harding County		1	1		1				3
Hughes County		2	2	2			2		8
Jerauld County		1	2	1	1				5
Kingsbury County	1		1	1				2	5
Lake County	1	2	2	1	2				8
Lawrence County	Not Reported								NR
Lincoln County	6	17	4	4	1	1		1	34
Marshall County		2	1	1					4
McCook County	4	1	4					1	10
McPherson County	2	1		1		1			5
Meade County	Not Reported								NR
Miner County		3				1			4
Minnehaha County	4	15	21	7	14	3	2		66
Moody County	1	2	2				1		6
Pennington County	11	33	34	12	11	3	4		108
Perkins County	2	1	3					1	7
Potter County		2		1					3
Roberts County	1	5	2						8
Sanborn County		2	1					1	4
Spink County	3	1	1			1			6
Sully County		1						2	3
Union County	5	4		1				1	11
Walworth County	2	1	2	1					6
Yankton County		4	4	1	1	2			12
Total	66	146	113	47	33	24	12	12	453

Office and Employee Information

Highest Level of Education of Each Officer									
Office	High School Diploma	GED	Associate's Degree	Bachelor's Degree	Graduate/ Master's Degree	PHD	Other		Total
Beadle County	2			2			1	Vo-Tech	5
Brookings County	2		5	4			4	Some College	15
Brown County	Not Reported								0
Butte County	3		1	2					6
Campbell County	3		1						4
Charles Mix County	12		1						13
Clay County	2		2	4	1				9
Corson County	2	1	2						5
Davison County	4		4	1	1				10
Deuel County	3		3						6
Douglas County	3		2		1				6
Edmunds County	2	1		4					7
Faulk County	1		4						5
Hamlin County			4		1				5
Hand County	3	1	1						5
Hanson County	3				1				4
Harding County	3								3
Hughes County	6		2						8
Jerauld County	3			2					5
Kingsbury County	4		1						5
Lake County	2		4	2					8
Lawrence County	Not Reported								0
Lincoln County	Not Reported								0
Marshall County			4						4
McCook County	7		2	1					10
McPherson County			5						5
Meade County	18			3					21
Miner County				4					4
Minnehaha County	13	1	19	28	5				66
Moody County	1		3	1	1				6
Pennington County	45	4	23	20	1		14	Unknown	107
Perkins County	6			2					8
Potter County	2		1						3
Roberts County	1		6	1					8
Sanborn County	4								4
Spink County	3		2	1					6
Sully County	1		1	1					3
Union County	5	1	2	4					12
Walworth County	5		1						6
Yankton County	4		3	5					12
Total	178	9	109	92	12	0	19		419

Office and Employee Information

Insurance Benefits													
Office	Officer							Family					
	Life	Health	Dental	Disability	Drug	Vision	Liability	Life	Health	Dental	Disability	Drug	Vision
Beadle County	F	F	P	N	P	N	F	N	N	N	N	N	N
Brookings County	F	F	P	F	P	P	F	N	P	P	N	P	P
Brown County	P	F	P	P	P	P	F	P	P	P	P	P	P
Butte County	P	F	P	P	p	p	N	P	P	P	P	P	P
Campbell County	F	F	N	F	F	N	F	P	P	N	N	N	N
Charles Mix County	F	F	P	P	F	P	F	N	P	P	P	P	P
Clay County	F	F	P	P	P	P	F	P	P	P	P	P	P
Corson County	Not Reported							Not Reported					
Davidson County	P	P	P	F	P	P	N	P	P	P	N	P	P
Deuel County	F	F	N	N	P	N	F	N	P	N	N	P	N
Douglas County	P	F	P	F	F	P	N	N	P	P	N	P	P
Edmunds County	P	F	N	N	P	N	F	N	N	N	N	N	N
Faulk County	N	P	N	N	N	N	N	N	N	N	N	N	N
Hamlin County	N	F	N	N	P	N	N	N	P	N	N	P	N
Hand County	F	F	P	F	F	P	F	N	P	P	P	P	P
Hanson County	F	F	P	P	N	P	F	N	P	P	N	N	P
Harding County	N	P	P	P	P	P	F	N	P	P	P	P	P
Hughes County	F	F	P	P	P	P	F	Not Reported					
Jerauld County	F	F	N	N	F	F	F	N	N	N	N	N	N
Kingsbury County	P	F	P	P	F	P	N	P	F	P	P	F	P
Lake County	P	P	P	P	P	P	N	N	P	P	P	P	P
Lawrence County	P	P	F	P	P	P	N	P	P	P	P	P	P
Lincoln County	F	P	P	P	P	P	F	P	P	P	P	P	P
Marshall County	F	F	P	N	N	P	N	N	P	P	N	N	P
McCook County	F	F	N	F	F	N	F	N	P	N	N	P	N
McPherson County	F	F	P	P	P	P	F	N	N	P	P	N	P
Meade County	Not Reported							Not Reported					
Miner County	N	F	F	F	N	F	N	N	P	P	P	N	P
Minnehaha County	F	P	P	N	P	P	N	P	P	P	N	P	P
Moody County	F	F	F	F	N	F	N	N	P	P	N	N	P
Pennington County	P	P	P	P	P	P	N	P	P	P	P	P	P
Perkins County	F	P	F	N	P	N	F	N	P	N	N	P	N
Potter County	F	F	P	F	P	P	F	N	N	P	P	N	P
Roberts County	F	F	N	N	N	N	N	N	N	N	N	N	N
Sanborn County	F	F	P	P	P	F	F	P	P	P	P	P	F
Spink County	F	F	N	N	N	N	N	N	N	N	N	N	N
Sully County	P	F	P	P	P	P	F	N	N	P	P	N	N
Union County	F	F	N	N	F	N	F	P	P	N	N	P	N
Walworth County	F	F	N	N	N	N	N	N	N	N	N	N	N
Yankton County	N	F	P	N	F	P	F	N	P	P	N	N	P

Office and Employee Information

Officer Turnover for 2022 Calendar Year												
County	Sworn Personnel						Non-Sworn Personnel					
	Resigned	Retired	Dismissed	Death	Main Reason for resignation or dismissal?		Resigned	Retired	Dismissed	Death	Main Reason for resignation or dismissal?	
Beadle	0	0	0	0			0	0	0	0		
Brookings	3	0	1	0	Disciplinary Action; Hired by another Agency; Left LE Career		0	0	1	0	Disciplinary Action	
Brown	0	1	0	0			0	0	0	0		
Butte	1	0	2	0	Disciplinary Action; Policy Violation; Left LE Career		1	0	1	0	Disciplinary Action; Hired by another Agency	
Campbell	0	0	0	0			0	0	0	0		
Charles Mix	0	0	0	0			0	0	0	0		
Clay	0	0	0	0			0	0	0	0		
Corson	2	0	0	0	Hired by another Agency; Left Law Enforcement Career		0	0	0	0		
Davison	1	0	0	0	Left Law Enforcement Career		0	0	0	0		
Deuel	0	0	0	0			0	0	0	0		
Douglas	2	1	0	0	Unknown; Burn Out/Wellness		0	0	0	0		
Edmunds	3	0	0	0	Disciplinary Action; Burn Out/Wellness; Hired by another Agency		7	0	1	0	Disciplinary Action; Unknown; Hired by another Agency; Left for other Career	
Faulk	0	0	0	0			1	0	1	0	Disciplinary Action	
Hamlin	0	0	0	0			1	0	1	0	Policy Violation	
Hand	1	0	0	0	Hired by another Agency		0	0	0	0		
Hanson	0	0	0	0			0	0	0	0		
Harding	0	0	0	0			0	0	0	0		
Hughes	1	0	0	0	Burn Out/Wellness		1	0	0	0	Burn Out/Wellness; Pay	
Jerauld	0	0	0	0			0	0	0	0		
Kingsbury	1	0	1	0	Pay		0	0	0	0		
Lake	1	0	1	0	Hired by another Agency		1	0	0	0	Other	
Lawrence	N/R	0	0	0			NR	0	0	0		
Lincoln	2	0	0	0	Disciplinary Action; Hired by another Agency		0	0	0	0		
Marshall	3	0	1	0	Disciplinary Action; Hired by another Agency		1	0	0	0	Hired by another Agency	
McCook	3	0	0	0	Hired by another Agency		0	0	0	0		
McPherson	2	0	0	0	Hired by another Agency		0	0	2	0	Disciplinary Action	
Meade	Not Reported						Not Reported					
Miner	0	0	0	0			0	0	0	0		
Minnehaha	2	2	0	0	Left Law Enforcement Career		1	0	0	0	Unknown	
Moody	4	0	0	0	Pay; Hired by another Agency; Left Law Enforcement Career		1	0	0	0	Left for other Career	
Pennington	9	2	0	0	Hired by another Agency; Left Law Enforcement Career		15	2	0	0	Left for other Career	
Perkins	1	0	0	0	Left Law Enforcement Career		0	0	0	0		
Potter	1	0	0	0	Hired by another Agency		1	0	0	0		
Roberts	1	0	0	0	Pay		0	0	0	0		
Sanborn	0	0	0	0			0	0	0	0		
Spink	6	0	1	0	Unknown		4	0	0	0	Unknown	
Sully	0	0	0	0			0	0	0	0		
Union	4	1	0	0	Left Law Enforcement Career		7	0	1	0	Unknown; Retirement	
Waltham	1	0	0	0	Pay; Hired by another Agency		0	0	0	0		
Yankton	1	1	0	0	Unknown; Retirement		0	0	0	0		

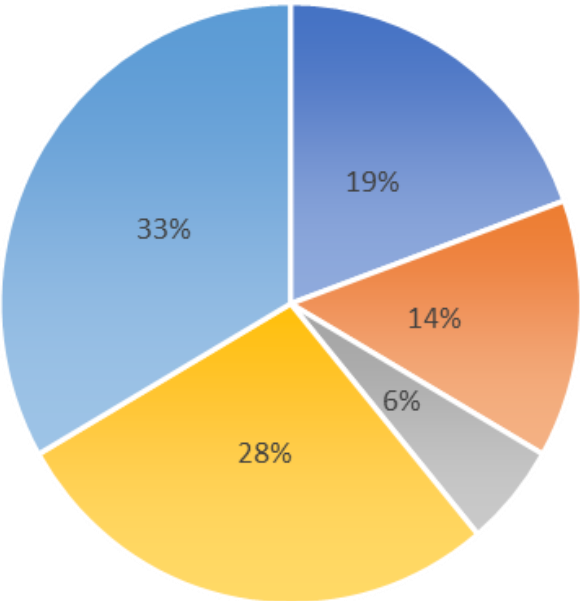
Office on Duty Weapons

Agency Issued Handguns, Rifles and Machine Guns by Caliber													
Office	Hand Guns						Rifles and Machine Guns						
	9 mm	.40	.357	.45 ACP	.45	Other	.22	.223	.308	.45 ACP	.45	Other	
Beadle County	5							5					
Brookings County	19												
Brown County	26							16					
Butte County	2			6				6					
Campbell County	1	3						2	1				
Charles Mix County		3						8					
Clay County	8	3						9					
Corson County	5							5					
Davison County	10							7					
Deuel County	5							5	1				
Douglas County	4	1					1	4					
Edmunds County		4										4	.556
Faulk County	4												
Hamlin County	6							2					
Hand County		3					3	3					
Hanson County	4							3					
Harding County	Not Reported						Not Reported						
Hughes County	14							12					
Jerauld County				4				4					
Kingsbury County								4					
Lake County	8							8					
Lawrence County	37					1	.380	20		1		1	700
Lincoln County	40							23				1	30 Caliber
Marshall County	8							7					
McCook County		11						11	2				
McPherson County		4						4	1				
Meade County	18							16					
Miner County	4							3					
Minnehaha County	70							40	2				
Moody County		7						5					
Pennington County	142							94	1				
Perkins County		8						7					
Potter County		3							2				
Roberts County	8							7					
Sanborn County					3			3	3				
Spink County		9										9	M16
Sully County	Not Reported						Not Reported						
Union County	11							11					
Walworth County	5							5	1				
Yankton County	20	2						9					

Office on Duty Weapons

Patrol Rifle, Shotguns, Pepper Spray, Less Lethal and Tasers							
Office	Patrol Rifles Equipped in Patrol Car?	# of Shotguns Owned by Office	Does your Office Utilize Pepper Spray?	Does your Office Utilize Less Lethal Rounds?	Specify Less Lethal Rounds Used	# of Tasers Owned by Your Office	Does your office provide body armor?
Beadle County	Yes	5	No	No		4	Yes
Brookings County	Yes	16	Yes	No		19	Yes
Brown County	Yes	17	No	Yes	Bean Bag and Pepper Ball Gun	20	Yes
Butte County	Yes	0	Yes	No		6	Yes
Campbell County	Yes	3	No	No		4	Yes
Charles Mix County	Yes	6	Yes	No		13	Yes
Clay County	Yes	5	Yes	Yes	Bean Bag Rounds	8	Yes
Corson County	Yes	5	No	Yes	Bean Bag Rounds	5	Yes
Davison County	Yes	7	No	No		8	Yes
Deuel County	Yes	5	Yes	Yes	Bean Bag Rounds	5	Yes
Douglas County	Yes	4	Yes	No		7	Yes
Edmunds County	Yes	4	Yes	No		5	Yes
Faulk County	No	3	Yes	No		4	Yes
Hamlin County	No	2	Yes	No		6	Yes
Hand County	Yes	3	Yes	Yes	Bean Bag Rounds	3	Yes
Hanson County	Yes	3	No	No		6	Yes
Harding County	No	0	No	No		0	Yes
Hughes County	Yes	5	Yes	Yes	Bean Bag/Shotgun	8	Yes
Jerauld County	Yes	2	No	No		4	Yes
Kingsbury County	Yes	5	No	No		5	Yes
Lake County	Yes	5	No	Yes	Shotgun Rounds	8	Yes
Lawrence County	Yes	15	No	Yes	12 Gauge	25	Yes
Lincoln County	Yes	10	No	Yes	Bean Bag	47	Yes
Marshall County	Yes	0	Yes	No		6	Yes
McCook County	Yes	10	No	No		11	Yes
McPherson County	Yes	4	No	No		4	Yes
Meade County	Yes	0	Yes	Yes	Bean Bag	16	Yes
Miner County	Yes	3	No	Yes	Bean Bag	4	Yes
Minnehaha County	Yes	24	Yes	Yes	12GA Shotgun Drag Stabilized Bean Bag	66	Yes
Moody County	No	0	No	Yes	Bean Bag Shotguns	7	Yes
Pennington County	No	45	Yes	Yes	12Gauge Bean Bag; Pepper Ball; 40 MM	145	Yes
Perkins County	Yes	6	No	Yes	12 Gauge Bean Bags	7	Yes
Potter County	No	3	No	No		3	Yes
Roberts County	Yes	5	Yes	Yes	Shotgun Bean Bag Rounds	9	Yes
Sanborn County	Yes	4	No	Yes	Not Reported	4	Yes
Spink County	Yes	9	No	No		8	Yes
Sully County	No	3	No	No		3	Yes
Union County	Yes	0	No	Yes	Bean Bags	12	Yes
Walworth County	Yes	6	Yes	Yes	Pepper Ball	6	Yes
Yankton County	Yes	11	Yes	Yes	Shotgun Rounds	10	Yes

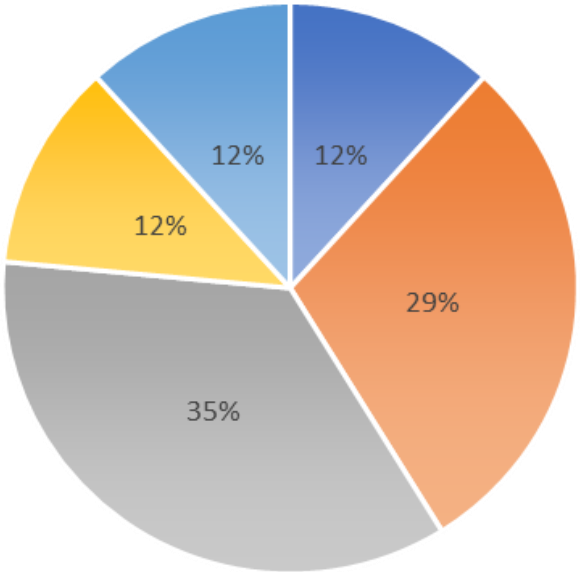
Most Relevant (1)



Expended Resources By Incident Relevance

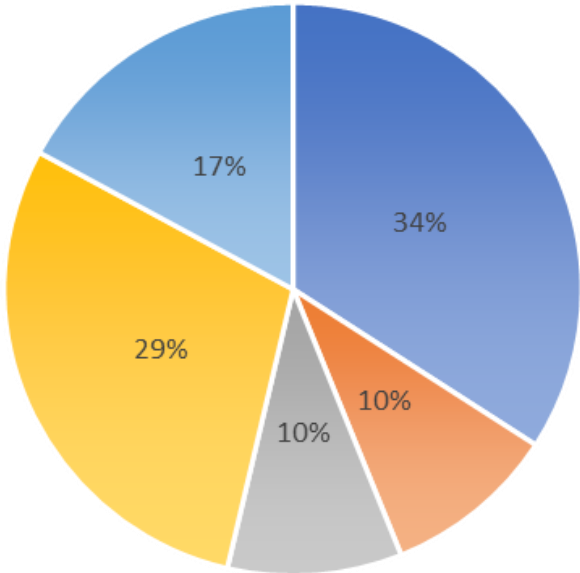
These graphs show which issues Sheriffs ranked most to least by relevance.

Least Relevant (5)



- Distribution of Drugs
- Digital Evidence
- Sexual Assaults
- Mental Health Issues
- Theft and Fraud

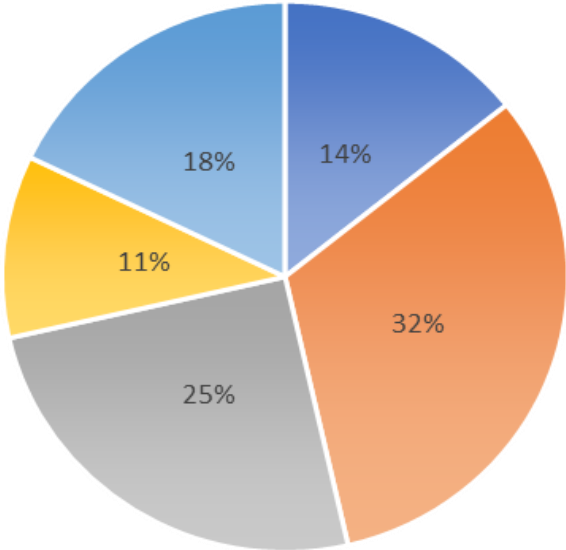
Most Relevant (1)



Prevention Efforts by Incident Relevance

These graphs show which issues Sheriffs ranked most to least by relevance.

Least Relevant (5)



- Distribution of Drugs
- Digital Evidence
- Sexual Assaults
- Mental Health Issues
- Theft and Fraud

County Municipalities

Municipality Contracts	
Office	# of Municipalities located in your County
Beadle County	6
Brookings County	7
Brown County	10
Butte County	4
Campbell County	3
Charles Mix County	8
Clay County	N/R
Corson County	2
Davison County	3
Deuel County	6
Douglas County	3
Edmunds County	5
Faulk County	9
Hamlin County	5
Hand County	3
Hanson County	3
Harding County	2
Hughes County	3
Jerauld County	3
Kingsbury County	7
Lake County	8
Lawrence County	6
Lincoln County	8
Marshall County	5
McCook County	5
McPherson County	3
Meade County	4
Miner County	3
Minnehaha County	11
Moody County	5
Pennington County	6
Perkins County	2
Potter County	4
Roberts County	9
Sanborn County	3
Spink County	3
Sully County	2
Union County	5
Walworth County	6
Yankton County	6

Office Contracts

<u>Municipalities Without Contract</u>		
Office	Municipalities Less 1,000 Population-Not Under Contract	Law Enforcement is provided by:
Beadle County	2	On Call
Brookings County	3	Routine Patrol
Brown County	8	Police Department; Routine Patrol
Butte County	1	Police Department
Campbell County	1	Routine Patrol
Charles Mix County	3	Routine Patrol; On Call
Clay County	0	
Corson County	1	No Law Enforcement
Davison County	0	Police Department
Deuel County	0	
Douglas County	1	Routine Patrol; On Call
Edmunds County	0	Routine Patrol; On Call; Highway Patrol
Faulk County	8	On Call
Hamlin County	1	Police Department; On Call
Hand County	2	Routine Patrol; On Call
Hanson County	1	No Law Enforcement
Harding County	0	
Hughes County	2	Police Department; Routine Patrol
Jerauld County	1	Routine Patrol; On Call; Highway Patrol
Kingsbury County	3	Routine Patrol; On Call
Lake County	8	Police Department; Routine Patrol; On Call
Lawrence County	3	Routine Patrol; On Call
Lincoln County	3	Routine Patrol; Other
Marshall County	0	
McCook County	0	
McPherson County	1	On Call; Routine Patrol
Meade County	0	Police Department
Miner County	2	Routine Patrol; On Call
Minnehaha County	1	On Call
Moody County	1	Police Department
Pennington County	0	Routine Patrol; Highway Patrol
Perkins County	0	
Potter County	2	Routine Patrol; On Call
Roberts County	5	Routine Patrol
Sanborn County	3	On Call
Spink County	6	Sheriff's Office
Sully County	1	Routine Patrol; On Call
Union County	2	Police Department
Walworth County	5	On Call; Routine Patrol
Yankton County	5	On Call; Routine Patrol

Office Contracts

Municipalities With Contracts					
Office	Municipalities under Contract	Municipalities under Contract	Payment	Contract Length	Hours/ Month
Beadle County	4	Wolsey, Wessington, Cavour, Hitchcock	Annual Rate/Not specified	Yearly	20
Brookings County	4	Volga, White, Elkton, Aurora	39.75/hr	Yearly	392
Brown County	1	Frederick	12500/yr	Yearly	Not Reported
Butte County	3	Newell, Nisland, Fruitadale	Not Reported	Yearly	154+
Campbell County	3	Herried, Pollock, Mound City	Herried: \$33,947/yr; Pollock: \$29,618/yr; Mound City: \$4,784/yr	Yearly	90
Charles Mix County	2	Lake Andes, Pickstown	Lake Andes: \$150,000/yr; Pickstown: \$3,000/yr	Yearly	400
Clay County	2	Irene, Wakonda	Irene: \$59,862; Wakonda: \$17,959	Yearly	168
Corson County	1	McLaughlin	\$89,000/yr	Yearly	100
Davison County	2	Mt Vernon, Ethan	7,200/yr	Yearly	20-30
Deuel County	6	Clear Lake, Toronto, Astoria, Brandt, Gary, Goodwin	\$38/hr	Yearly	203
Douglas County	2	Armour, Corsica	\$50/hr	Yearly	192
Edmunds County	0				
Faulk County	1	Faulkton	39000/yr	Yearly	160
Hamlin County	3	Estelline, Castlewood, Bryant	\$37/hr	Yearly	260
Hand County	0				
Hanson County	2	Alexandria, Emery	Alexandria: \$2,200/mo; Emery: \$2,000/mo	Yearly	Not Reported
Harding County	1	Buffalo	Not Reported	Yearly	Not Reported
Hughes County	0				
Jerauld County	2	Alpena, Wessington Springs	Wessington Springs: \$113,435/yr; Alpena: \$52,166/yr	Yearly	280
Kingsbury County	4	Arlington, Lake Preston, DeSmet, Oldham	\$29/hr	Yearly	460
Lake County	0				
Lawrence County	0				
Lincoln County	1	Harrisburg	900014/yr	Yearly	21,900
Marshall County	5	Britton, Langford, Eden, Veblen, Lake City	County pays 70%; Cities split 30%	Yearly	Not Reported
McCook County	5	Salem, Spencer, Canistota, Montrose, Bridge-water	\$32.50/hr	Yearly	448
McPherson County	2	Eureka, Leola	\$50,400/yr	Yearly	240
Meade County	0				
Miner County	1	Howard	\$93,000/yr	Yearly	70
Minnehaha County	8	Baltic, Colton, Crooks, Dell Rapids, Garretson, Hartford, Humboldt, Valley Springs	\$39.95/hr	Yearly	1750
Moody County	5	Colman, Egan, Trent, Ward	\$44.60/hr	Yearly	Not Reported
Pennington County	4	Wall, Keystone, New Underwood, Hill City	Not Reported	Yearly	Not Reported
Perkins County	2	Bison, Lemmon	Bison: \$26,600; Lemmon: \$237,000/yr	Yearly	500
Potter County	1	Hoven	Half of Deputy wage plus fuel	Yearly	80
Roberts County	2	Rosholt, New Effington	104000/yr	Yearly	160
Sanborn County	1	Woonsocket	\$21,000/yr	Yearly	80
Spink County	1	Redfield	\$350,000/yr	Yearly	24/7
Sully County	1	Onida	\$70,000/yr	Yearly	240
Union County	0				
Walworth County	0				
Yankton County	0				

Calls for Service

Calls of Service		# of Calls for Services Made in 2022		Top 5 Types of Calls for Service Made in 2022	
Office					
Beadle County	Accidents (animal hits included)	1,139	Traffic Complaints	Livestock at Large	Suspicious Events
Brookings County	Traffic	5,931	Animal Complaints	Suspicious Person/Vehicles	Welfare Checks
Brown County	Non-Injury Accidents	7,540	Traffic Stops	Question Calls	Animal Complaints
Butte County	Livestock Calls	8,516	Crimes Against Persons	Crimes Against Property	Citizen Assist
Campbell County	Traffic Complaints	1,351	Disputes	Nuisance Complaints	Animal Complaints
Charles Mix County	Suspicious Activity/Person	8,469	Disorderly Person	Assaults	Burglaries
Clay County	MV Crashes	1,818	Civil Disputes	Medical Calls	Animal Complaints
Corson County	Traffic	4,396	Non-Injury Accident	Paper Service	Theft
Davison County	Traffic Stops	2,996	Motor Vehicle Accidents	Mental Illness	Civil
Deuel County		2,055	Not Reported		
Douglas County	Traffic Stops	1,063	Medical Calls	Animal Calls	Motorist Assist
Edmunds County	Misc. Information, Administrative	3,531	Traffic Complaints	Paper Service	Disturbances/Welfare Checks
Faulk County	Traffic Issues	450	Assaults	Trespassing	Drug Activity
Hamlin County	Traffic Complaints	4,922	Civil/Citizen Complaints	911 Abandoned/Nuisance Calls	Traffic Crashes
Hand County	Traffic	1,305	Car/Deer Accidents	Drug Investigation	Civil Service
Hanson County	Traffic Complaints	1,615	Drug Investigation	Fraud/Theft	Civil Issue
Harding County	Civil Disputes	1,400	Motorist Assist	Livestock Issues	Theft
Hughes County	Traffic/Complaints, Crashes	4,203	Court Security/Prisoner Transport	Mental Illness/Welfare Checks	Alcohol/Drugs
Jerauld County	Traffic	1,283	Drugs	Burglary/Theft	Keeping the Peace
Kingsbury County	Driving Complaints/Speeding	4,652	Simple Assaults	Thefts	911 Nuisance Calls
Lake County	Mental Health	2,195	Drug/DUI	Accident Investigation	Theft
Lawrence County		7,406	Not Reported		
Lincoln County	Traffic Enforcement	16,179	Crashes	Warrants	Motorist Assist
Marshall County	Medical	3,458	Accidents	Fire	Thefts
McCook County	Traffic Stops	4,614	Thefts	Drug Related	Domestic Abuse
McPherson County	Traffic	1,569	Mental Health	Drugs	Domestic/Other Assaults
Meade County		Not Reported	Not Reported		
Miner County		743	Not Reported		
Minnehaha County	Motor Vehicle Accidents	24,319	Check Well-being	Disorderly Subjects	Reckless Drivers
Moody County	Transport	4,229	24/7 Violations	Accident/Animal	Signal 2 Accident
Pennington County	Disturbance	28,984	Animal Complaints	Accidents	Suspicious Activity
Perkins County	Traffic Stops	1,034	Welfare Checks	Assistance	Bond Violations
Potter County	Accidents	1,367	Complaints	Alcohol	Traffic
Roberts County	Suspicious Persons	11,536	Domestic Violence	Assaults	Vehicle Crashes w/Injury
Sanborn County	All Accidents	768	Animal All Other	Scam Calls	Paper Service
Spink County	Domestic	2,269	Assaults	Driving Complaints	Welfare Check
Sully County		Not Reported	Not Reported		
Union County	Non-Haz Moving Violations	16,124	Extra Patrol	All Others	Ambulance Calls
Walworth County	Accidents	2,294	Driving Complaints/DUI	Fire/Ambulance	Thefts/Fraud
Yankton County	Traffic Stops	2,914	Civil Disputes	Driving Complaints	Assist Calls

Office Warrants

Warrants for Calendar Year 2022						
Office	In County		Out of County		Pending	Extradition Costs
	Received	Served	Received	Served		
Beadle County	349	102	3	2	752	Not Reported
Brookings County	480	338	152	150	Not Reported	\$1,900
Brown County	1,084	1,190	28	24	Not Reported	\$0
Butte County	153	169	4	4	510	\$146
Campbell County	12	6	9	9	17	\$500
Charles Mix County	96	363	0	27	827	\$9,000
Clay County	413	285	20	9	1,942	\$8,769
Corson County	19	10	5	5	98	Not Reported
Davison County	1,095	961	277	271	2,631	\$5,223
Deuel County	18	4	24	24	252	Not Reported
Douglas County	5	3	0	0	51	\$0
Edmunds County	8	Not Reported	Not Reported	Not Reported	229	Not Reported
Faulk County	7	7	3	3	0	\$300
Hamlin County	7	10	0	0	68	\$0
Hand County	7	5	3	3	32	\$0
Hanson County	75	62	4	4	304	Not Reported
Harding County	5	3	0	0	2	\$0
Hughes County	693	483	Not Reported	Not Reported	713	-\$10,000
Jerauld County	10	6	2	2	53	\$0
Kingsbury County	10	5	3	1	65	\$0
Lake County	57	77	Not Reported	Not Reported	297	\$300
Lawrence County	1,021	789	Not Tracked	Not Tracked	2,324	Not Tracked
Lincoln County	420	1,348	Not Reported	Not Reported	1,271	\$13,119
Marshall County	10	5	3	Not Reported	Not Reported	Not Reported
McCook County	68	53	24	24	89	\$0
McPherson County	6	5	2	2	24	\$3,310
Meade County	732	763	Not Reported	Not Reported	Not Reported	Not Reported
Miner County	Not Reported					
Minnehaha County	16,274	13,526	0	365	12,809	\$60,414
Moody County	361	219	Not Reported	Not Reported	709	\$500
Pennington County	11,107	9,713	Not Reported	Not Reported	9,593	\$105,734
Perkins County	8	5	0	0	2	\$0
Potter County	0	4	0	0	Not Reported	\$118
Roberts County	684	104	Not Reported	Not Reported	1,034	Unknown
Sanborn County	10	5	0	6	13	\$0
Spink County	Not Reported					
Sully County	10	10	2	2	122	\$500
Union County	340	379	75	75	2,868	\$6,852
Walworth County	67	122	Not Reported	Not Reported	Not Reported	Not Reported
Yankton County	1,215	1,069	104	103	112	\$991

Office Civil Processing

Civil Process				
Office	Papers Served	Civil Fees Collected	Mileage Fees Collected	Total Execution Amount Collected
Beadle County	1,728	\$44,030	\$2,099	\$8,675
Brookings County	1,805	\$96,944	\$2,189	\$124,793
Brown County	3,833	\$236,756	Unknown	\$204,607
Butte County	1,247	\$80,516	\$2,976	\$151,116
Campbell County	21	\$1,200	\$140	Not Reported
Charles Mix County	290	\$9,490	\$3,173	\$74,946
Clay County	1,129	\$26,749	\$2,055	\$19,517
Corson County	98	\$4,790	\$701	\$0
Davison County	1,976	\$86,214	\$4,149	\$63,454
Deuel County	187	\$6,355	\$0	\$22,744
Douglas County	68	\$2,550	\$325	\$2,184
Edmunds County	242	\$8,000	\$2,700	Not Reported
Faulk County	103	\$1,550	\$80	Not Reported
Hamlin County	223	\$11,375	\$6,477	\$976
Hand County	215	\$5,697	\$645	\$3,648
Hanson County	134	\$5,390	\$455	\$0
Harding County	61	\$1,600	\$102	\$4,941
Hughes County	2,008	\$79,900	\$0	\$28,500
Jerauld County	115	\$3,025	\$413	\$11,644
Kingsbury County	260	\$6,489	\$2,163	\$0
Lake County	758	\$24,443	\$2,566	\$5,470
Lawrence County	2,034	\$71,032	Not Reported	\$531,561
Lincoln County	1,889	\$42,783	\$25,062	\$50,090
Marshall County	128	\$5,529	\$875	Not Reported
McCook County	299	\$14,820	\$3,735	\$5,593
McPherson County	115	\$4,810	\$395	\$1,132
Meade County	1,376	\$84,005	Not Reported	Not Reported
Miner County	141	\$6,423	\$1,004	\$12,872
Minnehaha County	7,589	\$282,262	\$38,986	\$561,105
Moody County	585	\$16,885	Not Reported	25,000
Pennington County	7,424	\$215,832	\$25,934	\$310,623
Perkins County	173	\$9,147	\$1,768	\$4,774
Potter County	N/R	\$3,814	Not Reported	Not Reported
Roberts County	401	\$14,000	Unknown	\$0
Sanborn County	95	\$4,750	\$897	\$0
Spink County	642	\$0	Unknown	\$0
Sully County	72	\$0	Not Reported	\$16,000
Union County	688	\$29,901	\$17,318	\$38,819
Walworth County	386	\$13,926	\$5,780	\$11,487
Yankton County	2,542	\$82,143	\$4,705	\$62,904

Office Executions

Executions Handled Based on Amount of Fees Returned to County Treasurer							
Office	Fully Satisfied	Partially Satisfied	Unsatisfied	Pending	No Action	Carried Over	Total # of Executions
Beadle County	6	3	52	0	0	0	61
Brookings County	9	2	51	8	0	0	70
Brown County	36	27	0	12	UNK	UNK	63
Butte County	18	26	18	5	4	17	88
Campbell County	0	0	2	2	1	2	7
Charles Mix County	0	2	5	0	0	0	7
Clay County	4	1	24	6	0	7	42
Corson County	Not Reported						0
Davison County	14	8	18	5	0	12	57
Deuel County	1	7	4	1	6	4	23
Douglas County	0	2	1	1	0	0	4
Edmunds County	Not Reported						0
Faulk County	3	2	0	0	0	0	5
Hamlin County	5	1	7	0	0	0	13
Hand County	3	0	4	1	0	1	9
Hanson County	0	2	3	2	3	0	10
Harding County	3	0	0	0	0	0	3
Hughes County	7	2	9	0	4	0	22
Jerauld County	6	1	5	1	0	2	15
Kingsbury County	0	0	6	5	0	0	11
Lake County	1	3	11	2	0	0	17
Lawrence County	11	12	25	0	0	4	52
Lincoln County	16	8	84	0	0	0	108
Marshall County	2	0	2	2	0	1	7
McCook County	2	0	10	0	0	0	12
McPherson County	1	0	2	0	0	0	3
Meade County	10	1	59	0	0	6	76
Miner County	2	2	5	0	0	3	12
Minnehaha County	157	81	269	16	0	79	602
Moody County	1	1	5	3	0	3	13
Pennington County	49	20	135	UNK	UNK	4	419
Perkins County	1	1	1	0	0	0	3
Potter County	7	2	0	4	0	3	16
Roberts County	0	0	5	0	0	0	5
Sanborn County	4	1	6	0	0	0	11
Spink County	8	1	2	2	0	1	14
Sully County	2	0	0	0	0	0	2
Union County	10	1	10	0	0	0	21
Walworth County	5	0	3	4	0	1	13
Yankton County	6	3	25	0	0	3	37

Office Taxes Collected

Delinquent Taxes Collected by both State and Government Offices					
Office	Property Taxes	Mobile Home Taxes	Sales and Unempl. Taxes	No Breakdown	Total Delinquent Taxes Collected
Beadle County	\$0	\$0	\$0	\$0	\$0
Brookings County	\$0	\$0	\$0	\$13,460	\$13,460
Brown County					\$78,702
Butte County	\$0	\$10,243	\$26,046	\$0	\$36,289
Campbell County	Not Reported				
Charles Mix County	\$0	\$875	\$3,623	\$362	\$4,860
Clay County	\$0	\$4,888	\$1,389	\$133	\$6,410
Corson County	Not Reported				
Davison County	\$0	\$5,225	\$6,579	\$0	\$11,804
Deuel County	\$0	\$0	\$99	\$0	\$99
Douglas County	\$0	\$0	\$8,079	\$3,119	\$11,198
Edmunds County	\$0	\$0	\$0	\$740	\$740
Faulk County	\$0	\$0	\$0	\$0	\$0
Hamlin County	\$195	\$0	\$0	\$0	\$195
Hand County	Not Reported				
Hanson County	\$0	\$0	\$0	\$0	\$0
Harding County	\$0	\$0	\$2,495	\$0	\$2,495
Hughes County	\$0	\$0	\$0	\$0	\$40,840
Jerauld County	Not Reported				
Kingsbury County	Not Reported				
Lake County	\$0	\$6,352	\$3,730	\$1,341	\$11,423
Lawrence County	Not Reported				
Lincoln County	Not Reported				
Marshall County	Not Reported				
McCook County	\$0	\$0	\$0	\$0	\$0
McPherson County	\$0	\$0	\$0	\$0	\$0
Meade County	\$2,176	\$0	\$246	\$0	\$2,422
Miner County	\$0	\$0	\$1,127	\$187	\$1,314
Minnehaha County	\$0	\$143,838	\$400,253	\$33,244	\$577,335
Moody County	Not Reported				
Pennington County	\$0	\$35,804	\$66,178	\$0	\$101,982
Perkins County	\$0	\$0	\$0	\$0	\$0
Potter County	\$0	\$1,685	\$0	\$0	\$1,685
Roberts County	Not Reported				
Sanborn County	\$0	\$0	\$0	\$0	\$0
Spink County	\$558	\$383	\$25,131	\$137	\$26,209
Sully County	Not Reported				
Union County	\$0	\$3,130	\$0	\$2,917	\$6,047
Walworth County	\$0	\$3,064	\$1,228	\$0	\$4,292
Yankton County	\$0	\$8,547	\$7,238	\$6,080	\$21,865

Office Canines

Canines (K-9)		
Office	# of Canines Owned	Primary Use:
Beadle County	0	
Brookings County	1	Patrol Work
Brown County	0	
Butte County	0	
Campbell County	0	
Charles Mix County	1	Drug Detection Work
Clay County	0	
Corson County	1	Drug Detection Work
Davison County	0	
Deuel County	1	Drug Detection Work
Douglas County	0	
Edmunds County	1	Drug Detection Work; Patrol Work; Search and Rescue,
Faulk County	0	
Hamlin County	0	
Hand County	1	Drug Detection Work
Hanson County	0	
Harding County	0	
Hughes County	0	
Jerauld County	1	Drug Detection Work; Search and Rescue
Kingsbury County	1	Drug Detection Work
Lake County	1	Drug Detection Work; Patrol Work; Had K-9 Jan-September of 2023
Lawrence County	0	
Lincoln County	0	
Marshall County	0	
McCook County	1	Drug Detection Work
McPherson County	0	
Meade County	0	
Miner County	0	
Minnehaha County	0	
Moody County	1	Drug Detection Work; Patrol Work
Pennington County	1	Patrol Work; Therapy
Perkins County	0	
Potter County	0	
Roberts County	1	Drug Detection Work
Sanborn County	0	
Spink County	1	Drug Detection Work
Sully County	0	
Union County	0	
Walworth County	0	
Yankton County	0	

Forensic Lab Services

Crime Lab Services			
Office	Overall Customer Service Satisfaction	Overall Turnaround Satisfaction	Suggestions for the Forensic Lab:
Beadle County	5	3	Would like quicker blood results.
Brookings County	5	3	Need more help.
Brown County	5	4	Service going well.
Butte County	4	4	All good for 2022.
Campbell County	4	4	Faster return time.
Charles Mix County	5	5	None
Clay County	5	5	None
Corson County	5	5	None
Davison County	4	3	None
Deuel County	Not Reported		
Douglas County	4	4	Shoe and tire evidence has to be contracted out, too expensive.
Edmunds County	1	1	Not Reported
Faulk County	3	3	Not Reported
Gregory County	4	4	Not Reported
Hamlin County	1	1	More staffing to increase turnaround. Lost cases due to turnaround time.
Hand County	5	1	Hire more people.
Hanson County	5	5	Not Reported
Harding County	5	5	Not Reported
Hughes County	5	5	We appreciate the excellent service.
Jerauld County	4	4	Hire more personnel.
Kingsbury County	5	5	Not Reported
Lake County	5	5	They are great to deal with and know what they are doing.
Lawrence County	Not Reported		
Lincoln County	3	3	Not Reported
Marshall County	5	5	Not Reported
McCook County	5	5	Not Reported
McPherson County	5	3	Not Reported
Meade County	5	5	Not Reported
Miner County	5	5	Hire more personnel.
Minnehaha County	4	4	No changes at this time.
Moody County	Not Reported		
Pennington County	Not Reported		
Perkins County	5	5	Not Reported
Potter County	5	5	Not Reported
Roberts County	5	5	Not Reported
Sanborn County	5	5	Need more help in customer service.
Spink County	5	5	Not Reported
Sully County	5	5	Not Reported
Union County	4	4	Not Reported
Walworth County	5	5	Not Reported
Yankton County	4	4	Not Reported

Written Policies/Office Trainings

Trainings				
Office	# of Advanced Training Hrs on Average/Deputy	Frequency for Officers to Qualify with Firearms	Frequency for Officers to qualify for NARCAN	# of times NARCAN was deployed
Beadle County	30	2	Yearly	1
Brookings County	20	None	Yearly	0
Brown County	20	6	Yearly	2
Butte County	40	None	Yearly	0
Campbell County	Not Reported	1	Yearly	0
Charles Mix County	20	None	Yearly	1
Clay County	80	None	Yearly	0
Corson County	82	None	1 Time Cert	2
Davison County	36	None	Bi-Yearly	0
Deuel County	40	4	Yearly	0
Douglas County	20	None	Yearly	0
Edmunds County	40	Not Reported	Semi-Annually	0
Faulk County	Not Reported			
Hamlin County	20	1	None	0
Hand County	30	2	Semi-Annually	0
Hanson County	30	2	Yearly	1
Harding County	20	None	None	0
Hughes County	40	Not Reported	Semi-Annually	3
Jerauld County	30	None	Initial Training	0
Kingsbury County	20	Not Reported	Yearly	0
Lake County	25	Not Reported	Yearly	1
Lawrence County	Not Reported	2	Yearly	Not Reported
Lincoln County	8	None	Yearly	Not Reported
Marshall County	25	Not Reported	Yearly	0
McCook County	48	3	Yearly	3
McPherson County	20	None	Other	0
Meade County	24	None	Yearly	2
Miner County	30	Annually	Yearly	0
Minnehaha County	35	None	Every 3 yrs	4
Moody County	20	None	Semi-Annually	Not Reported
Pennington County	40	None	Yearly	Not Reported
Perkins County	30	None	Yearly	0
Potter County	100	None	Yearly	Not Reported
Roberts County	20	None	Yearly	2
Sanborn County	Not Reported			
Spink County	8	None	Yearly	2
Sully County	10	None	Yearly	0
Union County	25	2	Yearly	3
Walworth County	32	None	Every 2 yrs	0
Yankton County	20-40	Not Reported	Yearly	Not Reported

Counties Without Jail Facilities

Office	Jurisdiction(s) where prisoners are jailed	Formal Contract with Jurisdictions For Housing Prisoners	Number of Prisoners Taken to Another Jail	Miles Traveled Transporting Prisoners	Jail Fee for Each Prisoner/Day	Total Paid for Jail Fees to Other Jurisdictions	Currently Building or Plan to Build a Jail Facility in the next 12 Months	Estimated Cost of Facility
Butte County	Meade	Yes	Not Reported	Not Reported	Not Reported	Not Reported	No	
Campbell County	Hughes, Brown, Beadle and Faulk	Yes	19	8,550	\$85	\$9,620	No	
Corson County	Meade, Hughes	Yes	50	7,360	\$95	\$116,000	No	
Deuel County	Codington, Beadle, Brookings, Roberts	Yes	Not Reported	Not Reported	\$95	\$31,522	No	
Douglas County	Charles Mix	Yes	21	697	\$70	\$12,445	No	
Edmunds County	Jail closed January 2023	Yes	3	100	\$100	\$1,500	Yes	\$7,000,000
Hamlin County	Codington	Yes	36	1,200	\$95	\$46,458	No	
Hand County	Faulk, Beadle	Yes	17	2,724	\$90	\$54,421	No	
Hanson County	Davison	Yes	117	Not Reported	\$100	\$116,476	No	
Harding County	Meade	Yes	5	1,500	\$80	\$2,080	No	
Jerauld County	Beadle	Yes	15	1,800	\$95	\$33,470	No	
Kingsbury County	Beadle, Codington, Lake, Brookings	Yes	16	4,370	\$85	\$33,490	No	
Lincoln County	Minnehaha	Yes	1729	23,554	\$106	\$1,792,238	No	
Marshall County	Day	Yes	102	6,500	\$75	Not Reported	No	
McCook County	Davison	Yes	168	10,130	\$105	\$96,225	No	
McPherson County	Brown, Faulk	Yes	15	2,000	\$85	\$33,260	No	
Miner County	Lake, Davison, Beadle, Charles Mix	Yes	Not Reported	Not Reported	Not Reported	Not Reported	Not Reported	
Moody County	Brookings, Lake, Minnehaha	Yes	Not Reported	Not Reported	\$80-\$98	\$473,837	No	
Perkins County	Meade	Yes	11	2,750	\$95	\$16,560	No	
Potter County	Faulk, Hughes	Yes	8	1,000	\$95	\$10,145	No	
Sanborn County	Beadle, Davison, Lake, Brule,	Yes	9	2,036	\$62-100	\$26,982	No	
Spink County	Faulk, Beadle, Brown	Yes	128	11,520	\$95	\$145,086	No	
Sully County	Hughes	Yes	Not Reported	Not Reported	\$95	\$42,471	No	
Tripp County	Winner	No	4	5,000	\$65	\$380,000	No	
Walworth County	Hughes, Brown, Beadle, Roberts	Yes	473	205,000	\$95	\$245,581	No	

Jail Facilities

Regional, Full, and Limited Jail Facilities						
Office	Type of Jail Facility			Contract with US Marshal Services to Board Federal Prisoners	Jail Budget	
	Regional Jail Center - Housing Prisoners From Other Counties:	Full Jail Facility - Housing your own prisoners for extended periods	Limited Holding Facility - Limited Housing of Prisoners, and Taken to:			
Beadle County	Y	Not Reported	Yes	No	Not Reported	
Brookings County	Y	Moody, Lake, Deuel, Kingsbury, Flandreau Sioux Tribe		Yes	\$3,136,783	
Brown County	Y	Walworth, Davison, Day, Marshall, McPerson, Spink, Campbell, Corson, Edmunds & Roberts		Yes	\$2,751,724	
Charles Mix County	Y	Douglas, Gregory, Hutchinson, Lyman, Edmunds		No	\$1,935,500	
Clay County			Y	Union, Yankton, Minnehaha, Davison, Brookings	\$1,241,773	
Davison County	Y	Aurora, Douglas, Hutchinson, Hanson, McCook, Miner, Sanborn, Turner, Flandreau Sioux Tribe		Yes	\$2,418,584	
Edmunds County	Y	In 2022-Walworth, Spink, McPherson, Campbell, Corson, Brown, Potter	Yes	No	\$143,151	
Faulk County	Y	Spink, Edmunds, Potter, Hand, Hyde, US Marshalls		Yes	\$1,030,910	
Hughes County	Y	Central SD, US Marshalls, DOC		Yes	\$4,638,000	
Lake County	Y	Moody, Miner, Kingsbury, McCook	Yes	No	\$770,276	
Lawrence County			Yes	Yes	Not Reported	
Meade County	Y	Harding, Butte, Perkins, Ziebach, Dewey, Corson, Walworth		No	\$2,111,348	
Minnehaha County	Y	Lincoln, Turner, Moody	Yes	Yes	\$21,897,000	
Pennington County	Y	Custer, Fall River, Haakon, Bennett, Butte, Perkins, Jones, Walworth, Corson, Jackson, Oglala Lakota	Yes	Yes	\$16,121,000	
Roberts County	Y	Marshall, Grant, Hamlin, Spink, USMS, SWO Tribe, Walworth, Richland ND, Flandreau SS		Yes	\$1,568,884	
Union County	Y	Clay, Turner	Yes	Yes	\$1,393,814	
Yankton County	Y	Clay, Turner, Bon Homme, Hutchinson		Yes	\$1,923,627	

Jail Facilities

Office	Correctional Officers with Other Responsibilities				Total Number of Prisoners in Jail				Other Jurisdiction Prisoner Numbers			
	Male Prisoners	Female Prisoners	Segregated Juvenile Prisoners	Total Prisoner Capacity	# of Prisoners Received	# of Prisoners Released	# of Prisoner Days	Neighboring County Prisoner Days	Federal Prisoner Days	Total Out-of-County Prisoner Days		
Beadle County	56	8	13	77	1,059	1,067	Not Reported	Not Reported	N/R	Not Reported		
Brookings County	60	24	0	84	1,885	1,885	14,507	2,743	3	2,746		
Brown County	39	18	0	57	2,677	2,428	34,286	1,997	2,762	4,759		
Charles Mix County	40	20	0	60	866	865	9,688	730	0	730		
Clay County	10	10	0	20	796	805	6,362	311	0	311		
Davison County	50	18	4	72	2,134	2,150	23,467	Not Reported	N/R	8,389		
Edmunds County-2022	10	5	0	15	148	148	93,536	35,432	0	35,432		
Faulk County	16	16	0	32	538	520	10,215	10,195	768	10,963		
Hughes County	108	60	16	184	2,606	2,590	Not Reported	4,937	11,298	16,235		
Lake County	20	6	0	26	673	662	18	18	0	18		
Lawrence County	43	8	0	51	2,498	2,491	13,996	5	502	507		
Meade County	64	16	0	80	3,597	3,248	23,285	Not Reported	Not Reported	Not Reported		
Minnehaha County	N/R	N/R	0	607	14,407	14,354	216,307	22,375	6,894	29,269		
Pennington County	512	150	0	662	9,721	9,746	221,419	8,257	58,838	67,095		
Roberts County	34	34	8	76	1,444	1,440	Not Reported	Not Reported	Not Reported	Not Reported		
Union County	40	12	0	52	872	881	11,192	4,459	35	4,494		
Yankton County	100	24	0	124	2,053	1,960	58,821	Not Reported	Not Reported	Not Reported		

Jail Facilities

Jail Fees					
Office	Current Daily Jail Fee Charged/ Prisoner	Does Your Facility Charge Room and Board	Room and Board Fee Charge	Jail Fees Rec'd From Other Jurisdictions	County Work Release Money Collected
Beadle County	\$95	No		\$333,090	\$14,977
Brookings County	\$95	Yes	\$25	\$174,046	\$17,340
Brown County	\$85	No		\$222,990	\$43,233
Charles Mix County	\$70	No		\$45,612	\$1,530
Clay County	\$70	Yes	\$15	\$16,130	\$11,770
Day County	\$75	Yes	\$75	\$59,200	\$8,457
Edmunds County-2022	\$75	Yes	\$75	\$30,900	Not Reported
Faulk County	\$90	No		\$903,221	None
Hughes County	\$95	Yes	\$10	\$1,540,000	None
Lake County	\$83	Yes	\$83	\$150,469	\$6,564
Lawrence County	\$70	Yes	N/R	\$35,140	\$902
Meade County	\$95	No		\$403,700	\$0
Minnehaha County	\$95-\$106	Yes	same	\$2,581,000	\$218,140
Pennington County	\$95	Yes	\$10	\$5,465,637	\$36,195
Roberts County	\$115	Yes	\$50	\$680,000	\$41,000
Union County	\$80	Yes	\$25	\$254,475	\$8,640
Yankton County	\$95	Yes	N/R	Not Reported	Not Reported

Jail Facilities

Jail Facility Information					
Office	Age of Jail Facility	Jail expanded in the last 5 yrs, is currently expanding	Cost of Expansion	Beds Added in Expansion	Do you plan to expand in the next 12 months
Beadle County	46	No			No
Brookings County	N/R	Yes	\$18,200,000	59	No
Brown County	57	No			No
Charles Mix County	48	No			No
Clay County	111	No			Yes
Davison County	26	No			No
Edmunds County-2022	Unknown	No	Not Reported	33	Yes
Faulk County	5	Yes	\$5,700,000	25	
Hughes County	12	No			No
Lake County	50	No			No
Lawrence County	49	Yes	\$52,000,000	88	
Meade County	30	No			No
Minnehaha County	3-18 yrs	Yes	\$48,000,000	223	
Pennington County	34	Yes	Not Reported	0	Not Reported
Roberts County	16	No			No
Union County	24	No			No
Yankton County	N/R	No			Not Reported

Jail Facilities

Office		Jail Personnel																							
		Direct Custody- Correctional/Guards, Etc.						Clerical Maintenance Functions						Administrative Functions						Total Jail Personnel					
		Full Time		Part Time		Male		Female		Full Time		Part Time		Male		Female		Full Time		Part Time		Male		Female	
Beadle County	13	4	0	0	0	2	0	0	0	0	0	0	0	0	0	0	0	18	6	0	0	0	0		
Brookings County	8	9	7	7	0	1	0	0	0	0	0	0	0	0	0	0	0	11	10	7	7	0	0		
Brown County	9	14	0	2	1	1	0	0	0	0	0	0	0	0	0	0	0	11	17	0	2	0	0		
Charles Mix County	7	1	2	0	0	1	0	0	0	0	0	0	0	0	0	0	0	9	2	2	0	0	0		
Clay County	4	2	2	1	0	1	0	0	0	0	0	0	0	0	0	0	0	5	4	2	1	0	0		
Davison County	11	9	9	4	0	0	0	0	0	0	0	0	0	0	0	0	0	13	11	9	4	0	0		
Edmunds County-2022	0	0	0	0	0	0	0	0	0	0	0	0	0	0	0	0	0	1	4	0	0	0	0		
Faulk County	6	0	3	0	0	6	0	0	0	0	0	0	0	0	0	0	0	8	6	3	0	0	0		
Hughes County	15	10	1	1	1	0	0	0	0	0	0	0	0	0	0	0	0	17	12	1	1	0	0		
Lake County	5	3	1	3	0	0	0	0	0	0	0	0	0	0	0	0	0	5	4	1	3	0	0		
Lawrence County	12	0	1	2	0	1	0	0	0	0	0	0	0	0	0	0	0	14	1	1	2	0	0		
Meade County	7	7	0	0	0	4	0	0	0	0	0	0	0	0	0	0	0	11	12	1	2	0	0		
Minnehaha County	103	48	3	0	0	2	0	0	0	0	0	0	0	0	0	0	0	107	52	5	0	0	0		
Pennington County	72	30	4	0	6	28	2	11	0	0	0	0	0	0	0	0	0	83	60	6	11	0	0		
Roberts County	6	8	0	0	0	2	1	0	0	0	0	0	0	0	0	0	0	6	10	1	0	0	0		
Union County	6	3	2	2	0	0	0	0	0	0	0	0	0	0	0	0	0	6	5	2	2	0	0		
Yankton County	8	11	2	3	3	0	0	0	0	0	0	0	0	0	0	0	0	12	11	2	3	0	0		

Jail Facilities

Correctional Officers with Other Responsibilities						
Office	Have other Responsibilities	Number of Correctional Officers with Other Responsivities				
		Deputy	Dispatch	Secretary	Other	Total
Beadle County	No					
Brookings County	No	N/R	N/R	N/R	N/R	31
Brown County	No					
Charles Mix County	Yes	1	3	0	0	4
Clay County	No					
Davison County	No					
Edmunds County-2022	Yes	0	5	1	0	6
Faulk County	Yes	0	0	0	15	15
Hughes County	Yes	1	0	0	2	3
Lake County	No					
Lawrence County	No					
Meade County	No					
Minnehaha County	No					
Pennington County	No					
Roberts County	No					
Union County	No					
Yankton County	No					

Jail Facilities

Jail Personnel Salary			
Office	Full Time Salary		Part time Hourly Average Wage
	Low End	High End	
Beadle County	\$18.23/hr	\$24.25/hr	\$18.23/hr
Brookings County	\$47,855	\$60,691	\$23.00
Brown County	\$42,994	\$56,410	\$20.67
Charles Mix County	\$40,060	\$49,545	\$19.26
Clay County	\$42,205	\$68,385	\$20.80
Davison County	\$20/hr	\$29/hr	\$20.50
Edmunds County-2022	\$20.91/hr	N/R	\$20/hr
Faulk County	\$40,000	\$48,000	\$19.90/hr
Hughes County	\$22.84/hr	\$33.55/hr	\$22.84/hr
Lake County	\$19.35/hr	N/R	\$19.35/hr
Lawrence County	\$21.23/hr	\$25.14/hr	Same
Meade County	\$44,000	\$53,000	\$21/hr
Minnehaha County	\$50,253	\$72,696	\$22.63
Pennington County	24.07/hr	\$34.08/hr	\$24.37/hr
Roberts County	\$41,600	\$42,640	\$20/hr
Union County	\$17	\$24	\$18.62
Yankton County	\$44,652	\$56,630	\$18.32

Officer Turnover for 2022 Calendar Year				
Office	Resigned	Retired	Dismissed	Death
Beadle County	2	1	1	0
Brookings County	30	0	4	0
Brown County	12	0	0	0
Charles Mix County	2	0	0	0
Clay County	4	0	0	0
Davison County	6	0	0	0
Edmunds County	7	0	1	0
Faulk County	2	0	1	0
Hughes County	15	1	1	0
Lake County	2	0	1	1
Lawrence County	0	0	0	0
Meade County	0	0	0	0
Minnehaha County	43	1	1	0
Pennington County	0	3	0	0
Roberts County	3	0	3	0
Union County	11	0	0	0
Yankton County	1	0	0	0

Jail Staff Training				
Office	In Favor of Requirement of Certification	On Average, # of advanced training hours received per jailer/year	CALEA, ACA, or NSA Certified	
			Full time	Part Time
Beadle County	Yes	10-20	0	0
Brookings County	Yes	8	0	0
Brown County	Yes	72	1	0
Charles Mix County	No	10	2	0
Clay County	No	20	7	3
Davison County	No	10	0	0
Edmunds County	No	0	0	0
Faulk County	No	40	All	All
Hughes County	Yes	16	0	0
Lake County	Yes	10	0	0
Lawrence County	Yes	10	0	0
Meade County	Yes	Not Reported	Not Reported	
Minnehaha County	Yes	35	0	0
Pennington County	Yes	40	Not Reported	
Roberts County	Yes	10	0	0
Union County	No	4	0	0
Yankton County	Yes	10	0	0